



Jackie McFarland



Shelley Sheetz




Jamillah Lang



Erin Scholz



Lisa Van Goor



Bridget Turner

RECORDS



COLORADO INDIVIDUAL RECORDS

Games Played

Season—36, Diane Hiemstra, Gail Hook, Ann McKinley, Laurie Welch, Lisa Van Goor, 1981-82
 Career—132, Erin Scholz, 1993-97

Minutes Played

Game—48, Jackie McFarland and Susie Powers vs. Iowa State, Jan. 13, 2008; Tracy Tripp vs. Oklahoma State at Salina, Kan., Mar. 6, 1989
 Season—1,219, Jackie McFarland, 2007-08
 Career—4,249, Shelley Sheetz, 1991-95

Points Scored

Half—24, Susan Horner vs. Weber State at Tucson, Ariz., Mar. 10, 1979
 Game—38, Tracy Tripp at Oklahoma State, Feb. 4, 1987;
 Susan Horner vs. Weber State at Tucson, Ariz., Mar. 10, 1979
 Season—678, Lisa Van Goor, 1981-82
 Career—2,067, Lisa Van Goor, 1980-85

Scoring Average


Season—19.2, Jamillah Lang, 1993-94 (615 points in 32 games)
 Career—18.0, Lisa Van Goor, 1980-85 (2,067 points in 115 games)

Field Goals Made

Half—12, Jeannie Raikes vs. Temple Junior College, Nov. 20, 1976
 Game—17, Tracy Tripp at Oklahoma State, Feb. 4, 1987
 Season—281, Lisa Van Goor, 1981-82
 Career—862, Lisa Van Goor, 1980-85

Field Goals Attempted

Half—21, Tracy Tripp at Oklahoma State, Feb. 4, 1987
 Game—32, Tracy Tripp at Oklahoma State, Feb. 4, 1987
 Season—609, Lisa Van Goor, 1981-82
 Career—1,787, Lisa Van Goor, 1980-85



Susan Horner

Consecutive Field Goals Made

15—Sandy Bean, Feb. 20, 1981 (Utah State)-Feb. 23, 1981 (Wyoming)

Field Goal Percentage

Game (Min. 10 attempts, no misses)—1.000 (11-11), Tracy Tripp vs. Wyoming, Dec. 2, 1986
 Season (Min. 150 attempts)—.610 (177-290), Debbie Descano, 1980-81
 Career (Min. 300 attempts)—.600 (355-591), Debbie Descano, 1979-81

Three Point Field Goals Made


Half – 5, five times, last by Bianca Smith vs. Nebraska, Jan. 31, 2009
 Game – 7, seven times, last by Bianca Smith vs. Nebraska, Jan. 31, 2009
 Season—82, Bianca Smith, 2009-10
 Career—257, Bianca Smith, 2006-10

Three Point Field Goals Attempted

Half—9, four times, last by Bianca Smith vs. San Jose State, Dec. 22, 2009
 Game—17, Kate Fagan at Syracuse, Dec. 31, 2002
 Season—233, Bianca Smith, 2009-10
 Career—707, Bianca Smith, 2006-10

Three Point Field Goal Percentage

Game—1.000 (5-5), Jenny Roulier, vs. Missouri, Feb. 13, 2002
 Season—488 (39-80), Sabrina Scott, 2002-03
 Career—.416 (175-394), Annan Wilson 1986-90



Shelley Sheetz

COLORADO INDIVIDUAL RECORDS**Free Throws Made**

Half—12 (of 13 in second half), Debbie Descano vs. Montana State, Feb. 20, 1980

Game—15 (of 16), Jackie McFarland vs. Villanova, Mar. 27, 2008

Season—203 (of 257), Jackie McFarland, 2007-08

Career—586 (of 758), Jackie McFarland, 2004-08

Free Throws Attempted

Half—13 (second), Debbie Descano vs. Montana State, Feb. 20, 1980

Game—18, LeaAnn Banks at Colorado State, Dec. 5, 1984

Season—257, Jackie McFarland, 2007-08

Career—758, Jackie McFarland, 2004-08

Consecutive Free Throws Made

44, Kate Fagan, Dec. 8, 2002 (Cal)-Mar. 22, 2003 (BYU)

Free Throw Percentage

Game (Min. 10 attempts, no miss)-1.000 (13-13), Gretchen DeWitte vs. Oklahoma, Jan. 27, 1987

Season (Min. 75 attempts)—.896 (103-115), Shelley Sheetz, 1994-95

Career (Min. 150 attempts)—.849 (425-501), Shelley Sheetz, 1991-95

Rebounds

Half—14, Margie Sampson vs. Northern Colorado, Dec. 1, 1978

Game—22, Lisa Van Goor vs. Weber State, Feb. 25, 1981

Season—365, Lisa Van Goor, 1981-82

Career—1,145, Lisa Van Goor, 1980-85

Rebound Average

Season—11.0, Lisa Van Goor, 1980-81 (363 rebounds in 33 games)

Career—10.0, Lisa Van Goor, 1980-85 (1,145 rebounds in 108 games)

Assists

Half—9 (first), Whitney Law vs. Cal State-Fullerton, Nov. 18, 2005

Game—15, Whitney Law vs. Cal State-Fullerton, Nov. 18, 2005

Season—177, Ann Troyan, 1979-80

Career—617, Bridget Turner, 1985-89

Steals

Half—6, Annan Wilson vs. Utah, Jan. 7, 1989

Game—10, Annan Wilson vs. Utah, Jan. 7, 1989

Season—120, Laurie Welch, 1981-82

Career—287, Shelley Sheetz, 1991-95

Blocked Shots

Half—7 (second), Britt Hartshorn vs. Nebraska, Jan. 23, 1999

Game—8, Jackie McFarland vs. South Dakota State, Dec. 28, 2005;

Britt Hartshorn vs. Nebraska, Jan. 23, 1999

Season—100, Lisa Van Goor, 1981-81

Career—289, Lisa Van Goor, 1980-85

Consecutive Starts

Career—112, Amy Mathern, Dec. 13, 1989 (Wyoming)-Mar. 27, 1993 (Texas Tech)



Annan Wilson



Jackie McFarland



COLORADO TEAM RECORDS

Games Played

Season—36, 1981-82
Season Low—14, 1975

Minutes Played

Game—50, 5 times, last vs. Iowa State, Jan. 13, 2008
Season—7,225 in 1981-82

Points Scored

Half—68 vs. Fort Carson (first), Dec. 16, 1980
Half Low—10 at Texas Tech, Jan. 17, 1998
Game—134 vs. Fort Carson, Dec. 16, 1980
Game Low—32 at Texas, Jan. 17, 2009
Season—2,793 in 1981-82
Season Low—569 in 1975

Scoring Average

Season—87.9, 1979-80 (2,549 pts. in 29 games)
Season Low—43.7, 1975 (569 pts. in 14 games)

Field Goals Made

Half—32 vs. Fort Carson (second), Dec. 16, 1980
Half Low—3 vs. Kansas State, Jan. 15, 1990
Game—63 vs. Fort Carson, Dec. 16, 1980
Game Low—11 vs. Baylor, Feb. 20, 1999
Season—1,166 in 1980-81
Season Low—628 in 1989-90

Field Goals Attempted

Half—57 vs. Pacific, Nov. 18, 1981
Half Low—17 at Wyoming, Nov. 21, 2006
Game—102 vs. Pacific Christian, Nov. 18, 1981
Game Low—37 vs. Texas A&M, Jan. 24, 2006
Season—2,371 in 1981-82
Season Low—1,549 in 2008-09

Field Goal Percentage

Half—.735 (25-34) vs. Brigham Young, Jan. 29, 1981
Half Low—(Min. 20 Attempts) .143 (5-35) at Texas, Feb. 23, 2005
Game—.677 (42-62) vs. Brigham Young, Jan. 29, 1982
Game Low—.232 (13-56) at Texas, Feb. 23, 2005
Season—.525 (1166-2223) in 1980-81
Season Low—.401 (640-1597) in 2004-05

Three-Pointers Made

Half—10 vs. Iowa State, Jan. 10, 2007
Game—16, vs. Buffalo, Jan. 3, 2004
Season—236 in 2007-08
Season Low—34 in 1987-88

Three-Pointers Attempted

Half—21, vs. Northern Colorado, Nov. 28, 2007; vs. Siena, Nov. 23, 2007
Game—37, vs. Buffalo, Jan. 3, 2004
Season—730 in 2007-08
Season Low—139 in 1987-88

Three-Point Field Goal Percentage

Game (min. 8 att.)—.800 (8-10) vs. BYU, Nov. 22, 1997
Game (no min.)—1.000 (4-4) vs. Vanderbilt, March 19, 2001
Season—.411 (58-141) in 1988-89
Season Low—.260 (44-169) in 1990-91

Free Throws Made

Half—28 vs. Purdue, Dec. 3, 1995
Game—43, vs. Florida, Dec. 22, 2000
Game Low—1, at Iowa State, Feb. 11, 1998
Season—594 in 1987-88
Season Low—107 in 1975

Free Throws Attempted

Half—35 vs. Purdue, Dec. 3, 1995
Game—49, vs. Florida, Dec. 22, 2000
Game Low—4, six times, last at Texas, Feb. 19, 2003
Season Low—210 in 1975
Season High—855 in 1981-82

Free Throw Percentage

Game—1.000 (19-19) vs. Nebraska, Feb. 7, 1987 (no miss)
Game—.878 (43-49) vs. Florida, Dec. 22, 2000 (40 or more made)
Game—.957 (22-23) vs. Iowa State, Feb. 14, 2001 (20 or more made)
Game Low—.143 (1-7) at Iowa State, Feb. 11, 1998

Season—.843 (396-470) in 1983-84
Season Low—.460 (201-437) in 1975-76

Rebounds

Half—41 vs. Pacific, Nov. 18, 1981
Half Low—7 at Kansas, Jan. 27, 2010 (1st)
Game—80 vs. Pacific Christian, Nov. 18, 1981
Game Low—19 (in two games), last vs. Holy Cross, Dec. 21, 1985
Season—1,773 in 1981-82
Season Low—956 in 2008-09
Rebounding Average
Season—51.1 (1,636 in 32 games) in 1977-78
Season Low—33.0 (956 in 29 games) in 2008-09

Assists (Since 1977-78)

Half—18 vs. Sam Houston State, Dec. 14, 2000
Half Low—0 at Texas Tech, Jan. 26, 2008; vs. Kansas, Feb. 3, 1996
Game—30 vs. Iowa State, Feb. 19, 1995; vs. TCU, Nov. 18, 1995
Game Low—3, at Texas Tech, Jan. 26, 2008
Season—721 in 1980-81
Season Low—337 in 2008-09

Steals (Since 1978-79)

Half—14 vs. Texas Christian, Nov. 28, 1995
Game—29 vs. Northern Colorado, Nov. 26, 1985
Game Low—0, vs. Iowa State, Jan. 21, 2006; vs. Texas A&M, Jan. 24, 2006
Season—462 in 1979-80
Season Low—165 in 2005-06

Blocked Shots

Half—9 vs. Sam Houston State, Dec. 14, 2000
Game—16 vs. Sam Houston State, Dec. 14, 2000
Game Low—0, many times, last vs. Texas A&M, Feb. 27, 2010
Season—185 in 2007-08
Season Low—41 in 1988-89

Turnovers (Since 1978-79)

Half Low—0 vs. Villanova, Mar. 27, 2008
Game—59 at Nevada-Las Vegas, Jan. 13, 1978
Game Low—3 vs. Villanova, Mar. 27, 2008
Season—731 in 1978-79
Season Low—452 in 1988-89

Personal Fouls

Half—22 at Texas, Dec. 28, 1989
Half Low—1 vs. Missouri, Feb. 26, 2000; vs. Southern Methodist, Nov. 30, 1996; vs. SW Louisiana, Dec. 5, 1993
Game—36 at Utah, Feb. 13, 1981
Game Low—7 vs. Seton Hall, Dec. 6, 2009; vs. Oklahoma, Jan. 8, 1995
Season—706 in 1978-79
Season Low—183 in 1974-75

Disqualifications

Game—4 at Oklahoma, Feb. 18, 1984
Season—32 in 1978-79
Season Low—4 in 2002-03 and 2003-04

Attendance

Game—11,199 vs. UNLV, Mar. 18, 1989
Season—88,601 in 1994-95
Season Average—5,538 in 1994-95

MISCELLANEOUS RECORDS

Margin of Victory: 101 vs. Fort Carson, Dec. 16, 1980
Largest Halftime Margin: 49 vs. Northern Arizona, Jan. 21, 1980
Winning Percentage: .909 (30-3) in 1994-95
Games Won in a Season: 30 in 1994-95
Winning Streak: 25, Dec. 19, 1994, Mar. 23, 1995
Winning Streak at Home: 53, Feb. 20, 1980, Nov. 19, 1983
Winning Streak on the Road: 14, Dec. 7, 1994, Mar. 23, 1995
Winning Streak at Start of Season: 15, Dec. 1, 1992, Jan. 22, 1993
Consecutive Points in a Game: 30 vs. Iowa State, Feb. 19, 1993
Points Scored in a Losing Game: 93 vs. Oklahoma, Mar. 8, 2001
100 Points Scored in a Season: 9 times in 1979-80
Regular Season Single-Game Attendance: 10,929 vs. Kansas, Feb. 4, 1994
Postseason Single-Game Attendance: 11,199 vs. Oregon, Mar. 19, 1994
Associated Press Poll Ranking: 2nd, Mar. 7, 1994, Mar. 13, 1995
Final AP Poll Ranking: 2nd, Mar. 13, 1995
Consecutive Games with a 3-Point Field Goal: 166, Jan. 22, 2005 to current

OPPONENT INDIVIDUAL RECORDS**Field Goals Made**

Half—13, Lindsey Wilson, Iowa State, Feb. 26, 2003
 Game—18, Lindsey Wilson, Iowa State, Feb. 26, 2003

Field Goals Attempted

Half—18, Shawnda DeCamp, Kansas State, Jan. 7, 1984
 Game—31, C.J. Sealey, Portland State, Dec. 20, 1983

Field Goal Percentage

Game—1.000 (10-10), Carolyn Davis, Kansas, Feb. 16, 2010

Points

Half—31, Lindsey Wilson, Iowa State, Feb. 26, 2003
 Game—41, Lindsey Wilson, Iowa State, Feb. 26, 2003

Three-Point Field Goals Made

Half—4, 8 times, last Danielle McCray at Kansas, Jan. 27, 2010
 Game—7, Heather Ezell vs. Iowa State, Mar. 11, 2008, Alison Lacey vs. Iowa State, Jan. 13, 2008 and Amy Yates, Texas A&M, Jan. 14, 1998

Three-Point Field Goals Attempted

Half—10, Shelby Hoffman, Wyoming, Dec. 8, 1999
 Game—15, Shelby Hoffman, Wyoming, Dec. 8, 1999

Free Throws Made

Half—14, Angela Tisdale, at Baylor, Feb. 27, 2008; Sheryl Swoopes, Texas Tech, Mar. 27, 1993
 Game—17, Angela Tisdale, at Baylor, Feb. 27, 2008;

Free Throws Attempted

Half—16, Ashley Sweat at Kansas State, Feb. 21, 2009
 Game—21, Renee Kelly, Missouri, Jan. 24, 1987

Free Throw Percentage

Game (Min. 10 attempts, no miss)-1.000 (12-12), Gabriela Marginean, Drexel, Nov. 29, 2008
 Game (Min. 10 attempts)—.938 (15-16), Sheryl Swoopes, Texas Tech, Mar. 27, 1993

Offensive Rebounds

Game—11, Emma Cannon, UFC, Nov. 16, 2008; Chastity Melvin, North Carolina State, Feb. 1, 1997

Defensive Rebounds

Game—18, Angie Welle, Iowa State, Feb. 9, 2002

Total Rebounds

Half—17, Angie Welle, Iowa State, Feb. 9, 2002
 Game—23, Angie Welle, Iowa State, Feb. 9, 2002

Assists

Half—9, Milena Flores, Stanford, Dec. 28, 1998
 Game—14, Lyndsey Medders, Iowa State, 21, 2006

Steals

Half—6, Milena Flores, Stanford, Dec. 28, 1998
 Game—8, Reka Cserny, Harvard, Nov. 11, 2003

Blocked Shots

Half—10, Pauline Jordan, UNLV, Mar. 18, 1989
 Game—11, Brittney Griner, at Baylor, Feb. 6, 2010; Pauline Jordan, UNLV, Mar. 18, 1989

Turnovers

Half—8, Jessica Cunningham, New Mexico, Dec. 31, 1991
 Game—15, Jessica Cunningham, New Mexico, Dec. 31, 1991





OPPONENT TEAM RECORDS

Minutes Played

Game—50, 5 times, last vs. Iowa State, Jan. 13, 2008
 Season High—7,225 in 1981-82
 Season Low—*5,600 in 1989-90

Points Scored

Half Low—8, Kansas State, Mar. 7, 1992
 Game—113, at Missouri, Mar. 6, 1984
 Game Low—22, vs. New Mexico, Dec. 31, 1991
 Season High—2,233 in 1978-79
 Season Low—803, 1975

Scoring Average

Season High—77.8 (2177 in 28 games) in 1983-84
 Season Low—56.8 (1817 in 32 games) in 1996-97

Field Goals Made

Half—25 at Missouri, Feb. 1, 1984
 Half Low—3 vs. Kansas State, Mar. 7, 1992
 Game—47, at Missouri, Feb. 1, 1984
 Game Low—8, Kansas State, Mar. 7, 1992
 Season High—888 in 1981-82
 Season Low—628 in 1989-90

Field Goals Attempted

Half—50 at UCLA, Dec. 22, 1983
 Half Low—13, New Mexico, Dec. 31, 1991
 Game—90, at UCLA, Dec. 22, 1983
 Game Low—35, New Mexico, Dec. 31, 1991
 Season High—2,368 in 1981-82
 Season Low—1,515 in 1989-90

Field Goal Percentage

Half—.694 (25-36) at Missouri, Feb. 1, 1984
 Half Low—.130 (3-23) Kansas State, Mar. 7, 1992
 Game—.662 (47-71) at Missouri, Feb. 1, 1984
 Game Low—.186 (8-43) Kansas State, Mar. 7, 1992
 Season High—.474 (872-1839) in 1983-84
 Season Low—.358 (757-2112) in 1980-81

Three-Point Field Goals Made

Half—12, at Iowa State, Feb. 13, 1999
 Game—16, at Iowa State, Feb. 13, 1999
 Season High—195 in 2004-05
 Season Low—32 in 1989-90

Three-Point Field Goals Attempted

Half—22, Iowa State, Mar. 1, 1997
 Game—42, Northern Colorado, Feb. 13, 2006
 Season High—587 in 2007-08
 Season Low—123 in 1989-90, 1997-98

Three-Point Field Goal Percentage

Half—.875 (7-8) Iowa State, Jan. 27, 2001
 Game (min. 6 att.)—.833 (5-6), at Kansas State, Jan. 6, 2001
 Game (min. 10 att) - .800 (12-15), Iowa State, Jan. 27, 2001
 Season High—.388 (50-129) in 1990-91
 Season Low—.238 (34-143) in 1987-88

Free Throws Made

Half—26, vs. Kansas, Feb. 16, 2010 (2nd)
 Game—36, at Utah, Feb. 13, 1981
 Game Low—0, vs. Southern Utah, Dec. 28, 2007; vs. Kansas, Jan. 10, 2006
 Season High—491 in 1990-91
 Season Low—296 in 1999-2000

Free Throws Attempted

Half—32, vs. Kansas, Feb. 6, 2010 (2nd)
 Game—57, at Utah, Feb. 13, 1981
 Game Low—2, vs. Southern Utah, Dec. 28, 2007; vs. Kansas, Jan. 10, 2006
 Season High—744 in 1978-79
 Season Low—433 in 1996-97

Free Throw Percentage

Game—1.000 (16-16), vs. Oregon, Dec. 5, 1981
 Game Low—.000 (0-2), vs. Southern Utah, Dec. 28, 2007; vs. Kansas, Jan. 10, 2006
 Season High—.741 in 2006-07
 Season Low—.644 in 1981-82

Rebounds

Half—37, at Virginia, Nov. 24, 2008
 Half Low—5, Northern Arizona, Feb. 7, 1981
 Game—68, at Virginia, Nov. 24, 2008
 Game Low—19, Northern Arizona, Feb. 7, 1981
 Season High—1,351 in 1981-82
 Season Low—1,053 in 1984-85

Rebounding Average

Season High—43.5 (1350 in 31 games) in 1978-79
 Season Low—34.1 (1124 in 33 games) in 1994-95

Assists

Half—17, at Kansas State, Jan. 14, 2006; at Iowa State, Feb. 2, 2005; Iowa, Dec. 10, 2000
 Half Low—0, Northern Colorado, Nov. 26, 1985
 Game—31, at Iowa, Dec. 10, 2000
 Game Low—1, Northern Colorado, Nov. 26, 1985
 Season High—543 in 1981-82
 Season Low—184 in 1986-87

Steals

Half—11, vs. Nebraska, Mar. 2, 2005; Texas, Jan. 2, 1999
 Game—21, twice
 Game Low—*0, last vs. Charlotte, Nov. 25, 2006
 Season High—348 in 1981-82
 Season Low—184 in 1986-87

Blocks

Half—12, UNLV, Mar. 18, 1989
 Game—15, vs. UNLV, Mar. 18, 1989
 Game Low—0, many times, last vs. Missouri, Jan. 9, 2010
 Season High—124 in 2004-05
 Season Low—53 in 1980-81

Turnovers

Half—24, New Mexico, Dec. 31, 1991
 Half Low—0, Oklahoma State, Feb. 16, 1985
 Game—47, vs. Colorado State, Nov. 16, 1979
 Game Low—4, vs. Iowa State, Jan. 21, 2006
 Season High—862 in 1979-80
 Season Low—387 in 2005-06

Personal Fouls

Half—18, vs. Idaho State, Dec. 30, 2008; Nebraska, Feb. 9, 2000; Utah, Nov. 17, 1995
 Game—*35, Missouri at Salina, Kan., Mar. 4, 1989
 Game Low—4, vs. Iowa State, Jan. 21, 2006
 Season High—778 in 1981-82
 Season Low—387 in 2005-06

Disqualifications

Game—*4, last Nebraska, Feb. 9, 2000
 Season High—42 in 1978-79
 Season Low—5 in 2009-10

**tied earlier record*

COLORADO CONFERENCE RECORDS**Minutes Played**

Game—50, 3 times, last vs. Iowa State, Jan. 13, 2008

Season—3,250 in 1997 and 2008

Points Scored

Game—101 vs. Missouri, Feb. 24, 1988

Season—1,153 in 2001

Field Goals Made

Game—37 vs. Oklahoma, Feb. 18, 1990

Season—406 in 1995

Field Goals Attempted

Game—80 vs. Oklahoma, Jan. 29, 1993

Season—931 in 2005

Field Goal Percentage

Game—.625 (30-48) at Oklahoma, Feb. 18, 1987

Season—.493 (372-753) in 1983

Three-Point Field Goals Made

Game—15 at Nebraska, Feb. 20, 2010

Season—108 in 2010

Three-Point Field Goals Attempted

Game—34 vs. Oklahoma State, Feb. 2, 2008

Season—352 in 2010

Three-Point Field Goal Percentage

Game (min. 8 att.)—.750 (6-8) at Kansas, Feb. 1, 2006

Game (no min.)—1.000 (3-3) at Oklahoma, Feb. 27, 1988

Season—.441 (41-93) in 1989

Free Throws Made

Game—38 vs. Oklahoma, Jan. 27, 1986

Season—289 in 2001

Free Throws Attempted

Game—48 vs. Oklahoma, Jan. 27, 1986

Season—380 in 2001

Free Throw Percentage

Game (no misses)—1.000 (19-19) vs. Nebraska, Feb. 7, 1987

Game—.957 (22-23) vs. Iowa State, Feb. 14, 2001

Season—.787 (288-366) in 1987

Rebounds

Game—67 vs. Oklahoma, Feb. 18, 1990

Season—593 in 1999

Assists

Game—30 vs. Iowa State, Feb. 19, 1995

Season—271 in 1995 and 2001

Steals

Game—21 vs. Nebraska, Feb. 1, 1986; vs. Kansas State, Jan. 8, 1993

Season—173 in 1991

Blocks

Game—12 vs. Iowa State, Jan. 13, 2008

Season—87 in 2008

Turnovers

Game—37 vs. Oklahoma, Jan. 29, 1985

Season—350 in 2005

Fouls

Game—34 at Oklahoma, Feb. 15, 1986

Season—313 in 2010

Disqualifications

Game—4 at Oklahoma, Feb. 18, 1984

Season—18 in 1984



Led by Brittany Spears, CU set a school record with 87 blocks during Big 12 play in 2008.



Bianca Smith and the Buffaloes made a school conference record 108 3-pointers in 2010.



OPPONENT CONFERENCE RECORDS

Minutes Played

Game—50, 3 times, last vs. Iowa State, Jan. 13, 2008
 Season High—3,250 in 1997 and 2008
 Season Low—2,400 in 1983

Points Scored

Game—105, at Missouri, Feb. 1, 1984
 Season High—1,222 in 2005
 Season Low—841 in 1992

Scoring Average

Season High—78.5 (1,099 in 14 games) in 1985
 Season Low—55.2 (773 in 14 games) 1993

Field Goals Made

Game—47, at Missouri, Feb. 1, 1984
 Season High—449 in 2005
 Season Low—287 in 1993

Field Goals Attempted

Game—88, at Oklahoma, Feb. 27, 1988
 Season High—983 in 2005
 Season Low—707 in 1992

Field Goal Percentage

Game—.662 (47-71), at Missouri, Feb. 1, 1984
 Season High—.472 (424-898) in 1987
 Season Low—.386 (376-973) in 2007

Three-Point Field Goals Made

Game—15 at Iowa State, Feb. 2, 2005
 Season High—124 in 2005
 Season Low—12 in 1990

Three-Point Field Goals Attempted

Game—36, Iowa State, in Boulder, Mar. 1, 1997
 Season High—295 in 2007
 Season Low—49 in 1990

Three-Point Field Goal Percentage

Game (min. 7 att.)—.636 (7-11) vs. Nebraska, Feb. 6, 2008
 Game (no min.)—.833 (5-6) at Kansas State, Jan. 6, 2001
 Season High—.426 (124-291) in 2005
 Season Low—.228 (21-92) in 1989

Free Throws Made

Game—31, vs. Kansas, Feb. 16, 2010, at Kansas State, Jan. 13, 1990
 Season High—282 in 2010
 Season Low—136 in 1989

Free Throws Attempted

Game—46, at Oklahoma, Feb. 15, 1986
 Season High—392 in 2010
 Season Low—197 in 1989

Free Throw Percentage

Game—1.000 (8-8) at Kansas, Feb. 1, 2006
 Season High—.745 (237-318) in 1991
 Season Low—.645 (169-262) in 1993

Rebounds

Game—*57, at Nebraska, Jan. 19, 1991
 Season High—642 in 1999
 Season Low—460 in 1995

Rebounding Average

Season High—42.0 (505 in 12 games) in 1983
 Season Low—32.9 (460 in 33 games) in 1995

Assists

Game—29, at Iowa State, Feb. 2, 2005
 Season High—276 in 2005
 Season Low—152 in 1990

Steals

Game—21, at Oklahoma State, Jan. 30, 1994
 Season High—174 in 1999
 Season Low—99 in 1990

Blocks

Game—12 at Baylor, Feb. 6, 2010
 Season High—87 in 2008
 Season Low—26 in 1997

Turnovers

Game—37, vs. Iowa State, Feb. 19, 1993
 Season High—368 in 1993
 Season Low—187 in 2006

Fouls

Game—31, vs. Nebraska, Feb. 29, 1992; Baylor, Feb 3, 2001
 Season High—324 in 2001
 Season Low—232 in 2009

Disqualifications

Game—4, vs. Nebraska, Feb. 9, 2000
 Season High—18 in 1984
 Season Low—2 in 2009 and 2010



Colorado has five conference tournament titles in its history including the inaugural Big 12 Championship in 1997.

COORS EVENTS / CONFERENCE CENTER TEAM RECORDS **Minutes Played**

50 vs. Iowa State, Jan. 13, 2008

Points Scored

Colorado—134, vs. Fort Carson, Dec. 16, 1980

Opponent—95, Texas A&M, Feb. 27, 2010

Field Goals Made

Colorado—63, vs. Fort Carson, Dec. 16, 1980

Opponents—40, Nebraska, Jan. 22, 1983

Field Goals Attempted

Colorado—102, vs. Pacific Christian, Nov. 18, 1981

Opponent—83, Nebraska, Dec. 10, 1981

Field Goal Percentage

Colorado—.677 (42-62), vs. Brigham Young, Jan. 29, 1982

Opponent—.638 (37-58), Texas, Dec. 9, 1990

Three-Point Field Goals Made

Colorado—16, vs. Buffalo, Jan. 3, 2004

Opponent—14, Iowa State, Jan. 13, 2008

Three-Point Field Goals Attempted

Colorado—37, vs. Buffalo, Jan. 3, 2004

Opponent—42, Northern Colorado, Feb. 13, 2006

Three-Point Field Goal Percentage (min. 7 att.)

Colorado—.625 (5-8), vs. Oklahoma State, Feb. 13, 1988

Opponent—.667 (6-9), Oklahoma, Jan. 3, 2001

Three-Point Field Goal Percentage (no min.)

Colorado—1.000 (3-3), vs. Arizona, Dec. 31, 1989

Opponent—1.000 (1-1), Wichita State, Nov. 22, 1991

Free Throws Made

Colorado—43, vs. Florida, Dec. 22, 2000

Opponent—31, Kansas, Feb. 16, 2010

Free Throws Attempted

Colorado—49, vs. Florida, Dec. 22, 2000

Opponent—39, Kansas, Feb. 16, 2010; Northern Iowa, Nov. 25, 2005

Free Throw Percentage

Colorado—1.000 (19-19), vs. Nebraska, Feb. 7, 1987

Colorado, (one min.)—.957 (22-23), Iowa State, Feb. 13, 2001

Opponent—1.000 (10-10), Wyoming, Nov. 21, 2005

Rebounds

Colorado—80, vs. Pacific Christian, Nov. 18, 1981

Opponent—56, Missouri, Feb. 9, 1999

Assists

Colorado—38, vs. Fort Carson, Dec. 16, 1980

Opponent—24, Nebraska, Jan. 28, 1984;

Texas A&M, Nov. 19, 1995

Steals

Colorado—29, vs. Northern Colorado, Nov. 26, 1985

Opponent—20, UCLA, Dec. 22, 1984

Blocks

Colorado—16, vs. Florida, Dec. 22, 2000

Opponent—15, UNLV, Mar. 18, 1989

Turnovers

Colorado—37, vs. Oklahoma, Jan. 29, 1985

Opponent—47, Colorado State, Nov. 16, 1979

Fouls

Colorado—30, vs. Northern Iowa, Nov. 25, 2005

Opponent—34, Vermont, Nov. 24, 1995

Disqualifications

Colorado—3, vs. Northern Iowa, Nov. 25, 2005

Opponent—4, Nebraska, Feb. 9, 2000





SINGLE SEASON TEAM RECORDS

Wins >>>>>>>>

Most Wins/Season

1.	30	1994-95
2.	28	1980-81
2.	28	1981-82
3.	27	1988-89
3.	27	1992-93
3	27	1993-94
4.	26	1995-96
5.	24	2001-02
5.	24	2002-03

Fewest Wins/Season: 2, 1975

Longest Winning Streak

1.	25	1994-95
2.	20	1988-89
3.	15	1992-93
4.	14	1991-92
5.	12	1980-81
5.	12	1981-82
7.	11	2007-08
8.	9	1978-79
8.	9	1980-81
8.	9	1992-93
8.	9	1993-94
8.	9	2003-04

Longest Conference Win Streak:

23, Feb. 4, 1993 - Jan. 7, 1996

Longest Win Streak to Start a Season:

15, Dec. 1, 1992 - Jan. 16, 1993

Longest Losing Streak:

11, Jan. 22, 2005 - Feb. 26, 2005

Longest Conference Losing Streak:

11, Jan. 22, 2005 - Feb. 26, 2005

Highest Winning Percentage

1.	.909 (30-3)	1994-95
2.	.871 (27-4)	1988-89
2.	.871 (27-4)	1992-93
3.	.848 (28-5)	1980-81
4.	.843 (27-5)	1993-94
5.	.777 (28-8)	1981-82

Lowest Winning Percentage:

.154 (2-11), 1975

Games >>>>>>>>

Games Played

1.	36 (28-8)	1981-82
2.	35 (26-9)	1995-96
3.	34 (19-15)	2007-08
3.	34 (24-10)	2001-02
5.	33 (28-5)	1980-81
5.	33 (30-3)	1994-95
7.	32 (18-14)	1977-78
7.	32 (21-11)	1987-88
7.	32 (27-5)	1993-94
7.	32 (23-9)	1996-97
7.	32 (24-8)	2002-03

Fewest Games: 13 (2-11), 1975

Points >>>>>>>>

Most Points

1.	2,793	1981-82
2.	2,770	1980-81
3.	2,588	1978-79
3.	2,588	2001-02
4.	2,549	1979-80
5.	2,547	1994-95
6.	2,439	1987-88
7.	2,404	1993-94
8.	2,397	2000-01
9.	2,381	1995-96
10.	2,358	1988-89

Fewest Points:

(minimum 20 games)

1,215, 1975-76

Scoring >>>>>>>>

Highest Scoring Average

1.	87.9	1979-80 (2549)
2.	83.9	1980-81 (2770)
3.	83.5	1978-79 (2588)
4.	77.6	1981-82 (2793)
5.	77.3	1982-83 (2243)
5.	77.3	2000-01 (2397)
6.	77.1	1994-95 (2547)
7.	76.2	1987-88 (2439)
8.	76.1	1988-89 (2358)
8.	76.1	2001-02 (2588)
9.	75.1	1993-94 (2404)
10.	74.3	1992-93 (2302)

Lowest Scoring Average:

(minimum 20 games)

60.8, 1975-76, 2008-09

Highest Scoring Margin

1.	+24.2	1980-81
2.	+19.3	1994-95
3.	+17.0	1992-93
4.	+16.1	1981-82
5.	+14.9	1979-80
6.	+13.9	1993-94
6.	+13.9	2001-02
7.	+11.5	1978-79
8.	+11.3	1991-92
9.	+11.1	1988-89
10.	+10.2	1982-83

Lowest Scoring Margin:

(minimum 20 games) -9.7,

1983-84

Lowest Opponent Scoring Average/Season

1.	56.8	1996-97 (1817)
2.	57.3	1992-93 (1775)
3.	57.8	1994-95 (1908)
4.	58.3	2002-03 (1866)
5.	58.7	1991-92 (1821)
6.	59.7	1980-81 (1970)
7.	59.8	1975-76 (1195)
8.	61.2	1993-94 (1958)
9.	61.5	1981-82 (2214)
10.	62.2	2001-02 (2116)

Highest Opponent Scoring Average/Season:

77.6, 1983-84

Field Goals >>>>>>>>

Field Goals Made

1.	1166	1980-81
2.	1100	1981-82
3.	1047	1978-79
4.	1002	1979-80
5.	977	1977-78
6.	949	1994-95
7.	930	2001-02
8.	896	1982-83
8.	896	1987-88
9.	883	1993-94
10.	873	1988-89

Fewest Field Goals Made:

(minimum 20 games) 507,

1975-76

Field Goal Percentage

1.	.552	1977-78
2.	.528	1976-77
3.	.525	1980-81
4.	.477	1982-83
5.	.476	1985-86
6.	.469	1986-87
7.	.464	1981-82
8.	.463	1988-89
9.	.457	1987-88
10.	.456	1992-93
10.	.456	2001-02

Lowest Field Goal Percentage:

(minimum 20 games) .401, 2004-05

Field Goal Pct. Defense (Opp. FG%)

1.	.358	1980-81
2.	.375	1981-82
3.	.384	2001-02
4.	.388	2007-08
5.	.389	1994-95
6.	.390	2002-03
7.	.391	1996-97
8.	.395	1982-83
9.	.396	2006-07
10.	.397	1995-96

Highest Opponent Field Goal Pct: .474, 1983-84

3-Point Field Goals >

3-Pointers Made

1.	236	2007-08
2.	229	2009-10
3.	196	2001-02
4.	175	2003-04
5.	158	2002-03
6.	154	2000-01
7.	151	2008-09
8.	144	2004-05
9.	140	2005-06
10.	139	1997-98

Fewest 3-Pointers Made:

2, 1986-87

3-Point Percentage

(minimum 100 attempts)

1.	.408	1988-89 (58-142)
2.	.391	2001-02 (196-501)
3.	.385	1992-93 (85-221)
3.	.385	2000-01 (154-400)
4.	.371	1996-97 (135-364)
5.	.370	2002-03 (158-427)
6.	.367	1987-88 (51-139)
7.	.365	2003-04 (175-480)
8.	.349	1997-98 (139-398)
9.	.344	2009-10 (229-665)
10.	.343	1993-94 (127-370)

Lowest 3-Point Percentage:

.260, 1990-91 (44-169)

Free Throws

Free Throws Made

1.	594	1981-92
1.	594	1987-88
2.	593	2000-01
3.	554	1988-89
4.	545	1979-80
5.	543	1995-96
6.	532	2001-02
7.	517	1986-87
8.	516	1992-93
9.	511	1993-94
10.	504	1994-95

Fewest Free Throws Made:

201, 1975-76

Free Throw Percentage

1.	.774	2000-01 (593-766)
2.	.764	2001-02 (532-696)
3.	.761	2009-10 (360-473)
4.	.758	1986-87 (517-682)
5.	.754	2007-08 (475-630)
6.	.752	2002-03 (456-606)
7.	.751	1979-80 (545-726)
8.	.750	1988-89 (554-739)
9.	.743	2003-04 (404-544)
10.	.740	2005-06 (490-662)

Lowest Free Throw Percentage:

.460, 1975-76 (201-437)

Rebounds >>>>>>>>

Total Rebounds

1.	1760	1981-82
2.	1636	1977-78
3.	1616	1980-81
4.	1440	1978-79
5.	1368	1993-94
5.	1368	1994-95
6.	1349	1995-96
7.	1314	2001-02
8.	1309	1982-83
9.	1298	2007-08
10.	1241	1979-80

Fewest Rebounds: 956, 2008-09

Rebound Average

1.	51.1	1977-78
2.	48.9	1980-81
2.	48.9	1981-82
3.	46.4	1978-79
4.	45.1	1982-83
5.	42.8	1993-94
6.	42.7	1979-80
7.	41.4	1994-95
8.	39.3	1984-85
9.	38.7	1985-86
10.	38.6	2001-02

Lowest Rebound Average:

33.0, 2008-09

Rebound Margin

1.	+14.8	1980-81
2.	+11.3	1981-82
3.	+7.4	1994-95
4.	+5.5	1993-94
5.	+5.3	1978-79
6.	+4.7	1979-80
7.	+3.9	1982-83
8.	+3.7	1991-92
8.	+3.7	2000-01
10.	+3.4	2005-06

Lowest Rebound Margin:

-5.7, 1983-84, 2008-09

Assists >>>>>>>>

Total Assists

1.	739	1978-79
2.	721	1980-81
3.	648	2001-02
4.	623	1981-82
5.	600	1994-95
6.	558	1995-96

7.	557	1982-83
8.	553	2000-01
9.	533	1993-94
10.	521	1979-80

Fewest Team Assists:

337, 2008-09

Assist Average

1.	21.8	1980-81
2.	19.2	1982-83
3.	19.1	2001-02
4.	18.1	1994-95
5.	17.9	1979-80
6.	17.8	2000-01
7.	17.5	1998-99
8.	17.3	1981-82
9.	17.1	1990-91
10.	16.6	1993-94
10.	16.6	1997-98

Lowest Assist Average:

11.6, 2008-09

Blocked Shots >>>>>>>>

Total Blocks

1.	185	2007-08
2.	162	2000-01
3.	161	1980-81
4.	143	1981-82
5.	136	1982-83
6.	129	2001-02
7.	116	1998-99
8.	115	2009-10
9.	113	1993-94
10.	107	1995-96
10.	107	1999-00

Fewest Team Blocks:

41, 1988-89

Steals >>>>>>>>

Total Steals

1.	462	1979-80

MISCELLANEOUS TEAM RECORDS



Most Points by CU

RANK	POINTS	OPPONENT	DATE
1.	134	Fort Carson	12/16/80
2.	129	N. Arizona	1/21/80
3.	116	Idaho State	2/13/82
4.	114	St. Francis (Pa.)	11/28/94
5.	112	at N. Arizona	2/14/80
112		Colorado State	11/16/79
7.	109	Brigham Young	1/29/82
109		Utah State	3/1/80
109		Texas-El Paso	2/10/79
10.	108	Pacific Christian	11/18/81
108		at New Mexico St.	2/7/80

Fewest Points By CU

RANK	POINTS	OPPONENT	DATE
1.	32	at Texas	1/17/09
2.	36	at Kansas State	1/11/03
36		at UNLV	1/13/78
36		Arizona	2/24/75
5.	37	Northern Colo.	1/28/75
6.	38	at New Mexico	1/25/75
7.	39	at Utah	1/28/77
39		at New Mexico St.	1/27/75
9.	40	at Seton Hall	12/9/08
40		at Baylor	2/22/06
40		at Texas Tech	1/17/98
40		at Texas	2/23/05

Largest Margin of Victory

RANK	POINTS	OPPONENT	DATE
1.	101	Fort Carson	12/16/80
2.	82	N. Arizona	1/21/80
3.	73	Utah State	12/13/86
4.	70	New Mexico	12/31/91
5.	67	Texas-El Paso	2/10/79
6.	65	Pacific Christian	11/18/81
7.	64	Colorado State	11/16/79
8.	63	Utah State	1/28/81
9.	62	St. Francis (Pa.)	11/28/94
10.	61	Idaho State	2/13/82

Largest Margin of Defeat

RANK	POINTS	OPPONENT	DATE
1.	73	UNLV	1/9/76
2.	67	at UNLV	1/13/78
3.	62	at Missouri	3/6/84
4.	48	New S. Wales	12/10/76
5.	46	at Baylor	2/22/06
46		Texas Tech	1/15/05
7.	43	at Texas	2/23/05
8.	42	at Missouri	2/1/84
9.	41	at Nebraska	1/6/99
10.	40	at Texas Tech	1/17/98
40		at Illinois	1/4/98

Most First Half Points By CU

RANK	POINTS	OPPONENT	DATE
1.	68	Fort Carson	12/16/80
2.	66	N. Arizona	1/21/80
3.	63	Colorado State	11/16/79
4.	61	Sam Houston	12/14/00
5.	60	at N. Arizona	2/14/80
6.	58	Cal State-Fullerton	11/18/05
58		St. Francis (Pa.)	11/28/94
58		vs. Texas Christian	12/7/93
9.	57	Idaho State	2/13/82
10.	56	Brigham Young	1/29/82

Fewest First Half Points By CU

RANK	POINTS	OPPONENT	DATE
1.	12	at Texas	1/17/09
2.	13	at Seton Hall	12/9/08
3.	14	at Pacific	12/18/04
14		at Missouri	3/6/84
5.	15	at Baylor	2/6/10
15		at Kansas State	1/11/03
15		vs. Texas A&M	3/7/07
8.	16	at USC	11/18/07
16		at Baylor	2/22/06
16		at Minnesota	11/23/03
16		vs. Washington	12/21/82

Largest Halftime Lead For CU

RANK	POINTS	OPPONENT	DATE
1.	44	Bowling Green	11/23/01
2.	42	vs Southern Utah	12/19/09
42		Colorado State	11/16/79
4.	38	UC-Irvine	12/30/94
38		vs. Kansas State	3/7/92
38		New Mexico	12/31/91
7.	37	Sam Houston	12/14/00
37		Utah State	12/13/86
9.	36	Long Beach St.	12/19/94
36		St. Francis (Pa.)	11/28/94

Largest Halftime Deficit For CU

RANK	POINTS	OPPONENT	DATE
1.	40	Missouri	3/6/84
2.	37	Utah	12/5/83
3.	30	at Seton Hall	12/9/08
4.	29	at Kansas State	1/14/06
5.	27	at Oklahoma State	1/14/09
27		Minnesota	11/23/03
7.	26	at Texas	2/23/05
26		Stanford	1/2/00
9.	25	at Baylor	2/22/06
10.	23	Oregon	12/4/99
23		Long Beach St.	3/19/88

Most Second Half Points For CU

RANK	POINTS	OPPONENT	DATE
1.	66	Fort Carson	12/16/80
2.	65	N. Arizona	12/18/93
3.	63	N. Arizona	1/21/80
4.	62	Weber State	2/23/80
5.	60	at New Mexico St.	2/7/80
6.	59	at Oklahoma	2/27/88
59		Idaho State	2/13/82
8.	58	Adams State	11/23/85
58		Pacific Christian	11/18/81
58		Utah State	1/28/81
58		at New Mexico St.	2/16/80
58		Texas-El Paso	2/10/79

Fewest Second Half points Scored By CU

RANK	POINTS	OPPONENT	DATE
1.	10	at Texas Tech	1/17/98
2.	15	vs. Texas	3/13/03
3.	16	at Nebraska	1/6/99
4.	17	at Iowa State	3/6/10
17		at Kansas State	3/1/00
17		UNLV	1/12/84
7.	18	at Texas Tech	1/26/08
18		at Texas	2/23/05
18		at Texas A&M	2/8/03
18		at Colorado State	1/10/84
18		vs. Texas	1/7/82

Most Points Scored By A CU Opponent

RANK	POINTS	OPPONENT	DATE
1.	121	UNLV	1/9/76
2.	113	at Missouri	3/6/84
3.	106	at Stanford	12/9/88
106		at Kansas State	12/6/79
5.	105	at Missouri	2/1/84
6.	103	at Iowa State	2/2/05
103		at Long Beach St.	3/19/88
103		at UNLV	1/13/78
103		New S. Wales	12/10/76
9.	102	vs. Oklahoma	3/8/01

Fewest Points Scored By A CU Opponent

RANK	POINTS	OPPONENT	DATE
1.	22	New Mexico	12/31/91
2.	27	vs. Kansas State	3/7/92
27		Utah State	12/13/86
4.	29	Texas Southern	12/14/07
29		Iowa State	2/19/93
6.	33	Kansas State	1/8/93
7.	34	SW Missouri St.	3/17/95
8.	35	Kansas	1/16/02
35		vs. Temple	1/2/93
35		vs. Peru State	12/28/77

Most First Half Points By A CU Opponent

RANK	POINTS	OPPONENT	DATE
1.	61	at Utah	12/5/83
2.	56	at Kansas State	1/14/06
56		vs. Kansas	1/18/80
4.	54	at Missouri	3/6/84
5.	53	at Long Beach St.	3/19/88
6.	52	at Nebraska	1/6/99
52		at Brigham Young	3/2/79
52		Weber State	2/17/79
9.	50	at Oklahoma	1/7/06
50		at Stanford	12/9/88
50		at Missouri	2/2/85
50		vs. Kansas State	3/11/83
50		Utah State	2/16/79

Fewest First Half Points By A CU Opponent

RANK	POINTS	OPPONENT	DATE
1.	8	vs. Kansas State	3/7/92
2.	10	at Wyoming	12/9/98
10		New Mexico	12/31/91
4.	11	vs. Southern Utah	12/19/09

11		SW Missouri St.	3/17/95
6.	12	Wyoming	12/28/03
12		Kansas State	2/23/02
12		Kansas	1/29/02
12		vs. Iowa State	3/5/97
12		N. Arizona	2/7/81

Most 2nd Half Points Scored By An Opponent

RANK	POINTS	OPPONENT	DATE
1.	69	vs. Oklahoma State	3/6/89
2.	60	Southern Calif.	12/21/02
60		at Kansas State	12/6/79
60		vs. Weber State	3/10/79
5.	59	vs. Drexel	12/27/93
59		at Missouri	3/6/84
7.	58	at Missouri	2/1/84
58		at Weber State	2/9/80
9.	57	vs. Oklahoma	3/25/02
57		at Missouri	1/17/83

Fewest 2nd Half Points Scored By An Opponent

RANK	POINTS	OPPONENT	DATE
1.	12	New Mexico	12/31/91
2.	13	Texas Southern	12/14/07
13		Iowa State	2/19/93
13		Utah State	1/28/81
5.	15	Idaho State	1/31/81
15		vs. Evansville	12/7/02
6.	17	Colorado College	11/20/81
8.	18	Notre Dame	11/15/03
18		Missouri	2/22/03
18		Texas A&M	1/18/00
18		Oklahoma	2/12/97
18		vs. Oklahoma City	1/9/82



Colorado's 42 point halftime lead against Southern Utah tied for the second largest margin in team history.



SINGLE-GAME BESTS

Points Scored (30 or more)

- 38 Tracy Tripp at Oklahoma State, Feb. 4, 1987
 38 Susan Horner vs. Weber State (AIAW) at Tucson, Ariz., Mar. 10, 1979
 36 Brittany Spears vs. UMass, Nov. 28, 2008
 36 Jasmina Ilic vs. Nebraska, Jan. 4, 2006
 35 Jenny Roulier at Baylor, Feb. 23, 2000
 35 Isabelle Fijalkowski vs. Georgia (NCAA) at Des Moines, Mar. 25, 1995
 34 Brittany Spears at Missouri, Feb. 23, 2010
 34 Jasmina Ilic vs. Cal State-Fullerton, Nov. 18, 2005
 34 Jackie McFarland vs. Cal State-Fullerton, Nov. 18, 2005
 34 Tera Bjorklund vs. North Carolina (NCAA), Mar. 24, 2003
 34 Debbie Johnson vs. Oklahoma State, Feb. 25, 1990
 33 Tera Bjorklund vs. Harvard, Nov. 22, 2003
 33 Lisa Van Goor vs. Utah State, Jan. 11, 1983
 33 Jean Raikes vs. Northern State, Dec. 29, 1977
 33 Jean Raikes vs. Temple Junior College, Nov. 20, 1976
 32 Jackie McFarland vs. Villanova (WNIT), Mar. 27, 2008
 32 Jackie McFarland vs. Texas Tech, Mar. 6, 2007
 32 Tera Bjorklund vs. Nebraska, Feb. 4, 2004
 32 Tera Bjorklund vs. Oklahoma (Big 12) in Dallas, Mar. 12, 2003
 32 Jamillah Lang vs. Nebraska (Big 8), Mar. 6, 1994
 32 Jamillah Lang vs. Southern Illinois (NCAA), Mar. 18, 1992
 32 Tracy Tripp at Kansas State, Feb. 11, 1987
 32 Lisa Van Goor vs. Arizona State, Nov. 19, 1983
 32 Lisa Van Goor at Colorado State, Dec. 20, 1980
 31 Shelley Sheetz vs. Kansas, Jan. 10, 1993
 31 Shelley Sheetz vs. Nebraska, Feb. 29, 1992
 31 Gretchen DeWitte at Oklahoma, Feb. 18, 1987
 30 Jackie McFarland vs. TCU (WNIT), Mar. 30, 2008
 30 Jamillah Lang vs. Wichita State, Nov. 22, 1991
 30 Debbie Johnson vs. Missouri-Kansas City, Dec. 6, 1989
 30 Erin Carson at Nebraska, Neb., Jan. 23, 1985
 30 Diane Hiemstra vs. Colorado State, Dec. 7, 1983
 30 Debbie Descano at Brigham Young (AIAW), Mar. 7, 1980
 30 Margie Sampson at Northern Colorado, Dec. 1, 1978

Field Goals Made (13 or more)

- 17 Tracy Tripp at Oklahoma State, Feb. 4, 1987
 15 Jean Raikes vs. Temple Junior College, Nov. 20, 1976
 14 Jackie McFarland vs. Cal State-Fullerton, Nov. 18, 2005
 14 Jenny Roulier at Baylor, Feb. 23, 2000
 14 Jamillah Lang vs. Missouri, Jan. 16, 1994
 14 Jamillah Lang vs. Southern Illinois (NCAA), Mar. 18, 1992
 14 Diane Hiemstra at Oklahoma State, Jan. 21, 1984
 14 Lisa Van Goor vs. Arizona State, Nov. 19, 1983
 14 Diane Hiemstra vs. Colorado College, Feb. 16, 1983
 14 Susan Horner vs. Weber State (AIAW) at Tucson, Ariz., Mar. 10, 1979
 14 Jean Raikes at Northern State, Dec. 29, 1977
 13 Jackie McFarland vs. Wyoming, Nov. 21, 2005
 13 Tera Bjorklund vs. Texas (Big 12) in Dallas, Mar. 13, 2003
 13 Tera Bjorklund vs. Oklahoma (Big 12) in Dallas, Mar. 12, 2003
 13 Isabelle Fijalkowski vs. Georgia (NCAA) at Des Moines, Mar. 25, 1995
 13 Debbie Johnson at Oklahoma, Jan. 16, 1991
 13 Jamillah Lang vs. Wichita State, Nov. 22, 1991
 13 Debbie Johnson vs. Kansas, Jan. 31, 1990
 13 Debbie Johnson vs. Missouri-Kansas City, Dec. 6, 1989
 13 Gretchen DeWitte at Oklahoma, Feb. 18, 1987
 13 Tracy Tripp at Kansas State, Feb. 11, 1987
 13 Diane Hiemstra vs. Colorado State, Dec. 7, 1983
 13 Lisa Van Goor at Colorado State, Dec. 20, 1980
 13 Margie Sampson at Northern Colorado, Dec. 1, 1978
 13 Doni Fischer vs. Oklahoma State, Jan. 21, 1977

Free Throws Made (11 or more)

- 15 Jackie McFarland vs. Villanova (WNIT), Mar. 27, 2008
 14 Jackie McFarland vs. Texas Tech, Mar. 6, 2007 (14-16)
 14 Shelley Sheetz vs. Arkansas, Dec. 8, 1992 (14-16)

- 14 Debbie Descano vs. Montana State, Feb. 20, 1980 (14-16)
 13 Jackie McFarland vs. TCU (WNIT), Mar. 30, 2008
 13 Shelley Sheetz vs. Nebraska (Big 8) at Salina, Kan., Mar. 18, 1992 (13-16)
 13 Gretchen DeWitte vs. Nebraska, Feb. 7, 1987 (13-13)
 12 Jackie McFarland vs. Missouri, Mar. 5, 2008
 12 Jasmina Ilic vs. Oklahoma, Jan. 20, 2007 (12-13)
 12 Tera Bjorklund vs. North Carolina (NCAA), Mar. 24, 2003 (12-17)
 12 Mandy Nightingale at New Mexico, Nov. 11, 2001 (12-13)
 12 Mandy Nightingale vs. Florida, Dec. 22, 2000 (12-12)
 12 Jenny Roulier vs. Nebraska, Feb. 9, 2000 (12-13)
 12 Erin Scholz vs. Auburn (NCAA), Mar. 17, 1996 (12-17)
 12 Shelley Sheetz vs. Western Kentucky at Seattle, Wash., Dec. 27, 1991 (12-13)
 12 Debbie Johnson vs. Oklahoma State, Feb. 25, 1990 (12-14)
 12 Crystal Ford vs. Kansas, Jan. 20, 1988 (12-13)
 12 Bridget Turner vs. Oklahoma, Jan. 27, 1987 (12-13)
 11 Jackie McFarland at Creighton, Dec. 3, 2005
 11 Tera Bjorklund vs. Rice, Nov. 22, 2002 (11-13)
 11 Mandy Nightingale vs. Texas, Feb. 19, 2000 (11-14)
 11 Shelley Sheetz vs. Kansas, Feb. 12, 1992 (11-11)
 11 Mindy Henry vs. Utah at San Marcos, Texas, Dec. 7, 1991 (11-14)
 11 Bridget Turner vs. UNLV (NCAA), Mar. 18, 1989 (11-17)
 11 Ann Troyan vs. Wyoming, Dec. 1, 1980 (11-12)

Rebounds (17 or more)

- 22 Lisa Van Goor vs. Weber State, Feb. 25, 1981
 21 Raegan Scott at Texas, Feb. 26, 1997
 20 Margie Sampson at Northern Colorado, Dec. 1, 1987
 19 Erin Scholz vs. Southwest Missouri State (NCAA), Mar. 18, 1995
 19 Lisa Van Goor vs. Utah, Dec. 10, 1980
 18 Jackie McFarland at Kansas, Feb. 6, 2007
 18 Erin Scholz vs. Oklahoma State, Jan. 30, 1994
 18 Lisa Van Goor vs. Texas El Paso, Nov. 19, 1982
 18 Gail Hook vs. Weber State, Mar. 14, 1982
 18 Susan Horner vs. Wayne State at Chadron, Neb., Dec. 30, 1977
 17 Erin Scholz vs. Oklahoma State, Jan. 6, 1995
 17 Lisa Van Goor at Portland State, Dec. 20, 1982
 17 Lisa Van Goor vs. Utah State, Feb. 10, 1982
 17 Lisa Van Goor vs. Oklahoma City at Wichita, Kan., Jan. 9, 1982
 17 Lisa Van Goor at Idaho State, Feb. 21, 1981
 17 Linda Gehrke vs. at UNLV, Nev., Jan. 13, 1978

Steals (7 or more)

- 10 Annan Wilson vs. Utah, Jan. 7, 1989
 9 De Celle Thomas vs. Iowa State (Big 8) at Salina, Kan., Mar. 4, 1995
 9 Laurie Welch vs. New Mexico State, Feb. 4, 1982
 9 Sandy Bean at Virginia, Jan. 7, 1980
 8 Ellen Bain vs. Gonzaga, Nov. 23, 1990
 8 Missy Kraai vs. Missouri, Feb. 7, 1990
 8 Annan Wilson vs. Louisiana Tech, Jan. 3, 1989
 8 Tracy Tripp at Nebraska, Feb. 1, 1986
 8 Laurie Welch vs. Colorado State, Dec. 19, 1981
 8 Ann Troyan vs. Colorado State, Nov. 16, 1979
 7 Damietta Velicica vs. Tulane in Fairfield, Conn., Dec. 6, 1997
 7 La Shena Graham at Missouri, Feb. 23, 1997
 7 De Celle Thomas vs. Oklahoma, Feb. 27, 1994
 7 Shelley Sheetz vs. Nebraska, Feb. 29, 1992
 7 Amy Mathern at Oklahoma, Feb. 1, 1992
 7 Annan Wilson at Nebraska, Feb. 3, 1990
 7 Bridget Turner vs. Nebraska, Jan. 30, 1988
 7 Ann Troyan at Duke, Jan. 5, 1980
 7 Laurie Welch at Nebraska, Dec. 8, 1979
 7 Sandy Bean vs. Weber State, Feb. 7, 1978

Assists (11 or more)

- 15 Whitney Law vs. Cal State-Fullerton, Nov. 18, 2005
 14 La Shena Graham vs. Missouri, Feb. 25, 1998

- 14 Lori Mills vs. Brigham Young, Nov. 18, 1983
 12 Ann Troyan vs. Northern Arizona, Jan. 21, 1980
 12 Sandy Bean vs. Northern Colorado, Feb. 1, 1979
 11 Shelley Sheetz vs. St. Francis (Pa.), Nov. 28, 1994
 11 Tracy Tripp vs. Oklahoma State, Feb. 1, 1989
 11 Bridget Turner vs. Illinois State, Nov. 26, 1988
 11 Bridget Turner vs. Kansas, Feb. 19, 1986
 11 Bridget Turner at Oregon, Dec. 28, 1986
 11 Bridget Turner at Brigham Young, Jan. 8, 1986
 11 Julie Hoehing vs. Weber State, Dec. 4, 1982
 11 Ann Troyan at Idaho State, Feb. 1, 1980
 11 Ann Troyan vs. Colorado State, Nov. 16, 1979
 11 Doni Fischer at Northern Colorado, Jan. 27, 1978
 11 Barb Heit vs. Peru State at Chadron, Neb., Dec. 29, 1977

Free Throw Percentage

(10 or more made, 90 percent or better)

- 1.000 (13-13) Gretchen DeWitte vs. Nebraska, Feb. 7, 1987
 1.000 (12-12) Jackie McFarland vs. Missouri, Mar. 5, 2008
 1.000 (12-12) Mandy Nightingale vs. Florida, Dec. 22, 2000
 1.000 (11-11) Shelley Sheetz vs. Kansas, Feb. 12, 1992
 1.000 (10-10) Caley Dow vs. Oregon, Dec. 30, 2005
 1.000 (10-10) Randie Wirt at Missouri, Jan. 31, 2004
 1.000 (10-10) Linda Lappe vs. Oklahoma, Feb. 16, 2003
 1.000 (10-10) Erin Scholz vs. Oklahoma, Feb. 23, 1996
 .938 (15-16) Jackie McFarland vs. Villanova (WNIT), Mar. 27, 2008
 .929 (13-14) Jackie McFarland vs. TCU (WNIT), Mar. 30, 2008
 .923 (12-13) Jasmina Ilic vs. Oklahoma, Jan. 20, 2007
 .923 (12-13) Mandy Nightingale at New Mexico, Nov. 11, 2001
 .923 (12-13) Jenny Roulier vs. Nebraska, Feb. 9, 2000
 .923 (12-13) Shelley Sheetz vs. Western Kentucky in Seattle, Dec. 27, 1991
 .923 (12-13) Crystal Ford vs. Kansas, Jan. 20, 1988
 .923 (12-13) Bridget Turner vs. Oklahoma, Jan. 27, 1987
 .916 (11-12) Ann Troyan vs. Wyoming, Dec. 1, 1980
 .909 (10-11) Jackie McFarland vs. Texas Tech, Jan. 26, 2008
 .909 (10-11) Jackie McFarland vs. Siena, Nov. 23, 2007
 .909 (10-11) Whitney Law vs. Oklahoma State, Feb. 26, 2006; at Creighton, Dec. 3, 2005
 .909 (10-11) Tera Bjorklund vs. Nebraska, Feb. 4, 2004
 .909 (10-11) Erin Scholz vs. Baylor, Jan. 2, 1996
 .909 (10-11) Mindy Henry at Kansas State, Feb. 7, 1993
 .909 (10-11) Erin Carson at Missouri, Jan. 24, 1987
 .909 (10-11) Terri Jackson vs. Wyoming, Dec. 10, 1984
 .909 (10-11) Sandy Bean at Utah, March 1, 1979

Field Goal Percentage

(Eight or more made)

- 1.000 (11-11) Tracy Tripp vs. Wyoming, Dec. 2, 1986
 1.000 (10-10) Tera Bjorklund at Texas, Jan. 31, 2001
 1.000 (9-9) Michell Irving at New Mexico State, Jan. 22, 1981
 1.000 (8-8) LeaAnn Banks at Iowa State, Jan. 21, 1986
 1.000 (8-8) Diane Hiemstra vs. Iowa State, Jan. 8, 1982
 1.000 (8-8) Debbie Descano vs. Weber State, Feb. 23, 1980
 .910 (10-11) Debbie Descano vs. Colorado State, Nov. 16, 1979
 Jackie McFarland vs. Cal State Bakersfield, Dec. 28, 2007
 Diane Hiemstra vs. Utah State, Jan. 11, 1983
 Linda Lappe vs. American in Spokane, Dec. 4, 1998
 Melody Johnson vs. Rice, Nov. 30, 1997
 Erin Scholz vs. Tulane (NCAA), Mar. 15, 1996
 Lauri Weathers vs. St. Francis, Nov. 28, 1994
 Jamillah Lang vs. Gonzaga, Nov. 23, 1989
 Tracy Tripp at Kansas State, Feb. 17, 1988
 LeaAnn Banks vs. UCLA, Dec. 22, 1984
 LeaAnn Banks at Florida State, Nov. 23, 1984
 Debbie Descano vs. Winnipeg, Dec. 8, 1980

SEASON-BY-SEASON LEADERS



SCORING

Year	Leader	Average
1974-75	Lisa Magno	10.5
1975-76	Michell Irving	10.0
1976-77	Jean Raikes	16.9
1977-78	Lynda Gehrke	14.0
1978-79	Corky O'Rourke	15.4
1979-80	Debbie Descano	16.7
1980-81	Lisa Van Goor	18.5
1981-82	Lisa Van Goor	18.8
1982-83	Lisa Van Goor	17.0
1983-84	Diane Hiemstra	17.6
1984-85	Lisa Van Goor	16.8
1985-86	Erin Carson	14.5
1986-87	Tracy Tripp	16.3
1987-88	Bridget Turner	14.8
1988-89	Bridget Turner	15.1
1989-90	Debbie Johnson	14.4
1990-91	Debbie Johnson	12.8
1991-92	Jamillah Lang	14.3
1992-93	Shelley Sheetz	15.7
1993-94	Jamillah Lang	19.2
1994-95	Isabelle Fijalkowski	16.1
1995-96	Erin Scholz	15.5
1996-97	Erin Scholz	13.3
1997-98	La Shena Graham	11.2
1998-99	Linda Lappe	10.7
1999-00	Jenny Roulier	14.9
2000-01	Mandy Nightingale	13.9
2001-02	Mandy Nightingale	12.9
2002-03	Tera Bjorklund	18.5
2003-04	Tera Bjorklund	18.1
2004-05	Jackie McFarland	10.0
2005-06	Jackie McFarland	17.2
2006-07	Jackie McFarland	17.8
2007-08	Jackie McFarland	18.7
2008-09	Brittany Spears	18.3
2009-10	Brittany Spears	17.7

REBOUNDING

Year	Leader	Average
1974-76	No record kept	
1976-77	Cathy Lanky	11.8
1977-78	Lynda Gehrke	12.3
1978-79	Susan Horner	8.6
1979-80	Sandy Bean	7.9
1980-81	Lisa Van Goor	11.0
1981-82	Lisa Van Goor	10.1
1982-83	Lisa Van Goor	10.3
1983-84	Patty Slighter	7.1
1984-85	LeaAnn Banks	9.6
1985-86	LeaAnn Banks	9.8
1986-87	Bridget Turner	5.6
1987-88	Crystal Ford	6.0
1988-89	Bridget Turner	6.9
1989-90	Debbie Johnson	6.1
1990-91	Debbie Johnson and Jamillah Lang	5.2
1991-92	Abby Wirfs	6.1
1992-93	Mindy Henry	5.9
1993-94	Erin Scholz	8.7
1994-95	Erin Scholz	8.1
1995-96	Erin Scholz	8.0
1996-97	Raegan Scott	8.6
1997-98	Garcia/Swagger/Dilworth	4.6
1998-99	Britt Hartshorn	5.5
1999-00	Sabrina Scott	8.0
2000-01	Britt Hartshorn	6.1

2001-02	Sabrina Scott	5.6
2002-03	Sabrina Scott	6.9
2003-04	Randie Wirt	7.7
2004-05	Anna Nedovic	6.5
2005-06	Jackie McFarland	9.2
2006-07	Jackie McFarland	10.8
2007-08	Jackie McFarland	8.2
2008-09	Brittany Spears	7.8
2009-10	Brittany Spears	7.8

ASSISTS

Year	Leader	Total
1974-77	No record kept	
1977-78	Doni Fischer	111
1978-79	Corky O'Rourke	93
1979-80	Ann Troyan	177
1980-81	Sandy Bean	123
1981-82	Laurie Welch	160
1982-83	Kris Holwerda	154
1983-84	Lori Mills	96
1984-85	Kris Holwerda	101
1985-86	Bridget Turner	167
1986-87	Bridget Turner	137
1987-88	Bridget Turner	166
1988-89	Bridget Turner	147
1989-90	Annan Wilson	131
1990-91	Ellen Bain and Amy Mathern	103
1991-92	Shelley Sheetz	142
1992-93	Shelley Sheetz	112
1993-94	Shelley Sheetz	128
1994-95	Shelley Sheetz	132
1995-96	De Celle Thomas	104
1996-97	La Shena Graham	122
1997-98	La Shena Graham	139
1998-99	Linda Lappe	110
1999-00	Mandy Nightingale	123
2000-01	Mandy Nightingale	121
2001-02	Mandy Nightingale	161
2002-03	Sabrina Scott	102
2003-04	Kate Fagan	84
2004-05	Veronica Johns-Richardson	85
2005-06	Whitney Law	102
2006-07	Whitney Houston	64
2007-08	Susie Powers	110
2008-09	Alyssa Fressle	99
2009-10	Chucky Jeffery	97

STEALS

Year	Leader	Total
1974-78	No record kept	
1978-79	Laurie Welch	61
1979-80	Ann Troyan	101
1980-81	Sandy Bean	74
1981-82	Laurie Welch	120
1982-83	Kris Holwerda	67
1983-84	Julie Hoehing	58
1984-85	LeaAnn Banks	35
1985-86	Bridget Turner	75
1986-87	Bridget Turner	54
1987-88	Bridget Turner	91
1988-89	Annan Wilson	84
1989-90	Annan Wilson	91
1990-91	Amy Mathern	64
1991-92	Shelley Sheetz	74
1992-93	Amy Mathern	75
1993-94	Shelley Sheetz	83
1994-95	Shelley Sheetz	64

1995-96	De Celle Thomas	73
1996-97	Raegan Scott	56
1997-98	La Shena Graham	49
1998-99	Linda Lappe and Chaquita Dilworth	49
1999-00	Jenny Roulier	52
2000-01	Mandy Nightingale	53
2001-02	Mandy Nightingale	51
2002-03	Maria Billingsley	39
2003-04	Randie Wirt	47
2004-05	Veronica Johns-Richardson	59
2005-06	Jackie McFarland	35
2006-07	Jackie McFarland	37
2007-08	Brittany Spears	57
2008-09	Brittany Spears	55
2009-11	Brittany Spears	64


FIELD GOAL PERCENTAGE

Year	Leader	Percentage
1974-77	No record kept	
1977-78	Cathy Lanky	.460
1978-79	Sandy Bean	.533
1979-80	Debbie Descano	.591
1980-81	Debbie Descano	.610
1981-82	Diane Hiemstra	.520
1982-83	Kris Holwerda	.547
1983-84	Nina Smith	.494
1984-85	LeaAnn Banks	.543
1985-86	LeaAnn Banks	.617
1986-87	Crystal Ford	.529
1987-88	Annan Wilson	.551
1988-89	Crystal Ford	.524
1989-90	Debbie Johnson	.518
1990-91	Debbie Johnson	.506
1991-92	Mindy Henry	.531
1992-93	Mindy Henry	.601
1993-94	De Celle Thomas	.488
1994-95	Isabelle Fijalkowski	.595
1995-96	Erin Scholz	.494
1996-97	Raegan Scott	.466
1997-98	Melody Johnson	.529
1998-99	Kami Carmann	.483
1999-00	Britt Hartshorn	.491
2000-01	Britt Hartshorn	.548
2001-02	Tera Bjorklund	.513
2002-03	Tera Bjorklund	.539
2003-04	Tera Bjorklund	.588
2004-05	Kara Richards	.460
2005-06	Jackie McFarland	.514
2006-07	Jackie McFarland	.605
2007-08	Jackie McFarland	.569
2008-09	Kara Richards	.577
2009-10	Chucky Jeffery	.455


FREE THROW PERCENTAGE

Year	Leader	Percentage
1974-75	Lisa Magno	.691
1975-76	Jill Harmon	.591
1976-77	Bobbi Brown	.658
1977-78	Doni Fischer	.738
1978-79	Corky O'Rourke	.794
1979-80	Betsy Bailey	.889
1980-81	Debbie Descano	.810
1981-82	Diane Hiemstra	.822
1982-83	Diane Hiemstra	.821
1983-84	Diane Hiemstra	.786
1984-85	Erin Carson	.812
1985-86	Erin Carson	.804

1986-87	Erin Carson	.855
1987-88	Tracy Tripp	.849
1988-89	Gretchen DeWitte	.882
1989-90	Missy Kraai	.810
1990-91	Missy Kraai	.792
1991-92	Shelley Sheetz	.836
1992-93	Shelley Sheetz	.885
1993-94	Shelley Sheetz	.770
1994-95	Shelley Sheetz	.896
1995-96	Amy Palmer	.852
1996-97	La Shena Graham	.835
1997-98	La Shena Graham	.855
1998-99	Linda Lappe	.827
1999-00	Jenny Roulier	.839
2000-01	Linda Lappe	.859
2001-02	Jenny Roulier	.898
2002-03	Kate Fagan	.954
2003-04	Kate Fagan	.887
2004-05	Jackie McFarland	.708
2005-06	Yari Escalera	.819
2006-07	Jasmina Ilic	.865
2007-08	Bianca Smith	.857
2008-09	Bianca Smith	.788
2009-10	Bianca Smith	.887



Laurie Welch



Shelley Sheetz

DOUBLE DIGIT HISTORY



Career Double-Doubles

Lisa Van Goor	59
Jackie McFarland	46
Erin Scholz	36
Brittany Spears	22
Sandy Bean	22
Britt Hartshorn	19
Sabrina Scott	18
a-Bridget Turner	17
LeaAnn Banks	16
Tera Bjorklund	14
Jamillah Lang	11
Raegan Scott	11
Debbie Descano	10
Julie Hoehing	10
Gail Hook	9
Randie Wirt	9
Debbie Johnson	8
Anna Nedovic	7
Liz Brugger	7
Isabelle Fijalkowski	6
Kami Carmann	6
Susan Horner	6
Kara Richards	5
Aija Putnina	5
Abby Wirfs	5
Michell Irving	5
Mindy Henry	5
Sherrice King	5
Crystal Ford	4
Linda Lappe	4
Patty Slighter	4
Kim Kenyon	3
Shelley Garcia	3
Courtney Dunn	2
Jasmina Ilic	2
Lauren Lubin	2
Caley Dow	2
Alexandra Slokar	2
De Celle Thomas	2
b-Shelley Sheetz	2
Gretchen DeWitte	2
Laurie Weathers	2
Margie Sampson	2
Melody Johnson	2
Nina Smith	2
Whitney Law	2
Chuck Jeffery	1
Julie Seabrook	1
Amy Mathern	1
Betsy Bailey	1
Julie Abendroth	1
Kim Jackson	1
Kim Scheidt	1
Missy Kraai	1
Terri Jackson	1
Tracy Tripp	1
c-Annan Wilson	1

Career Double-Digit Scoring Games (30 or more)

Name	Seasons	Total
Lisa Van Goor	1980-85	108
Jackie McFarland	2004-08	102
Tera Bjorklund	2000-04	93
Shelley Sheetz	1991-95	92
Bridget Turner	1985-89	91
Erin Scholz	1993-97	88
Tracy Tripp	1985-89	80
Diane Hiemstra	1981-84	80
Brittany Spears	2007-	79
Erin Carson	1984-88	76
Mandy Nightingale	1998-02	74
Jenny Roulier	1998-02	74
Jamillah Lang	1990-94	73
Sandy Bean	1978-82	72
Britt Hartshorn	1998-02	71
Crystal Ford	1985-89	61
Kate Fagan	1999-04	54
Bianca Smith	2006-10	52
De Celle Thomas	1992-96	52
Jasmina Ilic	2003-07	51
Julie Hoehing	1980-84	50
Debbie Descano	1979-81	50
Corky O'Rourke	1978-81	50
Gretchen DeWitte	1985-89	49
Sabrina Scott	1999-03	45
La Shena Graham	1995-98	45
Debbie Johnson	1989-91	38
Kara Richards	2004-09	37
Linda Lappe	1998-03	37
Amy Palmer	1992-96	36
Laurie Welch	1978-82	34
Betsy Bailey	1979-81	33
LeaAnn Banks	1984-86	32
Gail Hook	1979-82	31
Eisha Bohman	1998-02	30
Sherrice King	1989-93	30

Career Double-Digit Rebounding Games (10 or More)

Name	Years	Total
Lisa Van Goor	1980-85	63
Jackie McFarland	2004-08	48
Erin Scholz	1993-97	46
LeaAnn Banks	1984-86	29
Sandy Bean	1978-82	26
Brittany Spears	2007-	23
Sabrina Scott	1999-03	23
Britt Hartshorn	1998-02	21
Julie Hoehing	1980-84	17
Raegan Scott	1993-97	16
Tera Bjorklund	2000-04	15
Randie Wirt	2000-04	15
Aija Putnina	2006-08	13
Gail Hook	1979-82	12
Kara Richards	2004-09	11
Jamillah Lang	1991-94	11
Mindy Henry	1989-93	10
Bridget Turner	1985-89	10
Debbie Descano	1979-81	10

Single Season Double-Doubles (Five or more)

Name	Season	Total
Lisa Van Goor	1980-81	20
Lisa Van Goor	1981-82	19
Jackie McFarland	2006-07	18
Lisa Van Goor	1982-83	17

Jackie McFarland	2005-06	14
Erin Scholz	1995-96	12
Erin Scholz	1993-94	9
Jackie McFarland	2007-08	9
Britt Hartshorn	1999-00	9
Sabrina Scott	1999-00	9
LeaAnn Banks	1984-85	9
Brittany Spears	2008-09	8
Erin Scholz	1996-97	8
Brittany Spears	2009-10	7
Brittany Spears	2007-08	7
Randie Wirt	2003-04	7
Raegan Scott	1996-97	7
Erin Scholz	1994-95	7
Jamillah Lang	1993-94	7
LeaAnn Banks	1985-86	7
Julie Hoehing	1982-83	7
Sandy Bean	1981-82	7
Debbie Descano	1979-80	7
Liz Brugger	1979-80	7
Britt Hartshorn	2000-01	6
Isabelle Fijalkowski	1994-95	6
Julie Hoehing	1983-84	6
Gail Hook	1981-82	6
Sandy Bean	1980-81	6
Susan Horner	1978-79	6
Aija Putnina	2007-08	5
Jackie McFarland	2004-05	5
Tera Bjorklund	2003-04	5
Tera Bjorklund	2002-03	5
Debbie Johnson	1989-90	5
Bridget Turner	1988-89	5
Sandy Bean	1978-79	5

Single Season Double-Figure Rebounding Games (10 or more)

Name	Season	Total
Lisa Van Goor	1981-82	21
Lisa Van Goor	1980-81	20
Jackie McFarland	2006-07	19
Lisa Van Goor	1982-83	19
LeaAnn Banks	1985-86	17
Jackie McFarland	2005-06	14
Erin Scholz	1993-94	13
Erin Scholz	1995-96	12
Erin Scholz	1994-95	12
LeaAnn Banks	1984-85	12
Jackie McFarland	2007-08	10
Raegan Scott	1996-97	10
Britt Hartshorn	1999-00	10
Sabrina Scott	1999-00	10
Sandy Bean	1981-82	10

Single Season Double-Figure Scoring Games (20 or more)

Name	Season	Total
Lisa Van Goor	1981-82	34
Jackie McFarland	2007-08	32
Lisa Van Goor	1980-81	32
Tera Bjorklund	2002-03	31
Erin Scholz	1995-96	29
Jamillah Lang	1993-94	29
Jackie McFarland	2006-07	28
Jackie McFarland	2005-06	28
Bridget Turner	1988-89	28
Diane Hiemstra	1983-84	28
Brittany Spears	2008-09	27
Brittany Spears	2007-08	27
Tera Bjorklund	2003-04	27
Isabelle Fijalkowski	1994-95	27
Shelley Sheetz	1994-95	27
Bridget Turner	1987-88	27
Diane Hiemstra	1982-83	27
Lisa Van Goor	1982-83	27
Corky O'Rourke	1978-79	27
Debbie Descano	1980-81	26
Brittany Spears	2009-10	25
Mandy Nightingale	2001-02	25
La Shena Graham	1996-97	25
Diane Hiemstra	1981-82	25
Kate Fagan	2003-04	24
Mandy Nightingale	2000-01	24
Britt Hartshorn	1999-00	24
Jenny Roulier	1999-00	24
Shelley Sheetz	1992-93	24
Crystal Ford	1988-89	24
Tracy Tripp	1986-87	24
Gail Hook	1981-82	24
Debbie Descano	1979-80	24
Erin Carson	1984-85	23
Bianca Smith	2009-10	22
Kate Fagan	2002-03	22
Tera Bjorklund	2001-02	22
Britt Hartshorn	2000-01	22
Erin Scholz	1996-97	22
Gretchen DeWitte	1986-87	22
Sandy Bean	1979-80	22
Susan Horner	1978-79	22
Jenny Roulier	2000-01	21
Shelley Sheetz	1991-92	21
Tracy Tripp	1985-86	21
Kara Richards	2008-09	20
De Celle Thomas	1995-96	20
Erin Scholz	1993-94	20
Shelley Sheetz	1993-94	20
Mindy Henry	1992-93	20
Debbie Johnson	1990-91	20
Erin Carson	1987-88	20
Crystal Ford	1987-88	20
Jean Raikes	1978-79	20

KEY:
a-10 points/rebounds,
7 points/assists
b-both points/assists
c-points/assists

Triple-Double

Sandy Bean

Feb 16, 1979 vs. Utah State
19 points, 11 rebounds, 10 assists

Bean has CU's only triple double. She was just one off, two other times in her career netting 18 points, 16 rebounds and 9 assists vs. Weber State (2/17/79) and 12 points, 12 assists and 9 rebounds vs. Northern Colorado (2/1/79). Five others have been just two off, most recently was Jackie McFarland who had 21 points, 16 rebounds and 8 assists against Oklahoma State in 2008.





MISCELLANEOUS CHARTS

CU in Overtime Games

Season	Opponent (rank)	Score at end of Regulation	Result
Feb. 14, 1976	at Arizona	58-58	L 67-70
Dec. 3, 1977	at St. Mary's		W 79-76
Feb. 4, 1978	at New Mexico State		W 59-57
Jan. 21, 1982	at Utah State	70-70	W 83-74
Dec. 30, 1986	at Minnesota	64-64	L 75-76
Jan. 7, 1987	at Fresno State	62-62	L 69-70
Feb. 11, 1987	at Kansas State	67-67	L 78-85
Feb. 20, 1988	at Nebraska	63-63	L 73-85
Feb. 27, 1988	at Oklahoma	78-78	W 91-88
Dec. 11, 1988	at Arizona	63-63	L 69-75
Mar. 6, 1989	vs. Oklahoma State	83-83/90-90	W 98-92
Jan. 1, 1991	at Arizona	62-62	W 75-69
Jan. 23, 1991	Missouri	69-69	W 74-71
Dec. 27, 1991	Western Kentucky (11)	59-59	W 71-68
Jan. 6, 1992	at Texas A&M	56-56	L 60-69
Mar. 18, 1992	Southern Illinois	69-69	L 80-84
Mar. 7, 1993	vs. Kansas	62-62/72-72	L 78-81
Dec. 20, 1993	at Tennessee (1)	68-68	L 82-86
Jan. 30, 1994	at Oklahoma State	63-63	L 73-75
Mar. 7, 1994	vs. Missouri	62-62	L 79-91
Feb. 24, 1995	at Kansas (23)	73-73	W 90-81
Nov. 17, 1995	Utah	55-55	W 63-61
Feb. 14, 1996	at Nebraska	64-64/70-70	L 75-83
Mar. 17, 1996*	Auburn (19)	57-57	L 61-68
Jan. 18, 1997	at Iowa State	53-53/62-62	W 68-66
Feb. 27, 1999	at Texas A&M	58-58	W 71-69
Feb. 23, 2000	at Baylor	79-79	L 90-91
Feb. 3, 2002	at Texas Tech (13)	63-63	W 74-69
Dec. 31, 2002	at Syracuse	65-65	W 78-75
Nov. 15, 2003	Notre Dame (15)	55-55	W 67-63
Dec. 21, 2004	at Washington	67-67	W 76-74
Jan. 22, 2005	at Oklahoma State	63-63	L 70-76
Nov. 25, 2005	vs. Northern Iowa	58-58	L 65-74
Dec. 19, 2005	vs. Northern Arizona	76-76	L 83-84
Feb. 6, 2007	at Kansas	62-62	L 68-70
Jan. 13, 2008	vs. Iowa State	61-61/69-69	L 77-84
Mar. 30, 2008^	vs. TCU	76-76	W 96-90
Feb. 23, 2010	at Missouri	74-74	W 80-79

18-20 All Time In Overtime, 2-3 in Double Overtime

(Home: 6-3, Road: 11-14, Neutral: 1-3)

*-NCAA Second Round; ^-WNIT Fourth Round

100-Point Games

Date	Opponent	Site	
Dec. 16, 1980	Colorado 134	Fort Carson 33	Boulder
Jan. 21, 1980	Colorado 129	Northern Arizona 47	Boulder
Feb. 13, 1982	Colorado 116	Idaho State 55	Boulder
Nov. 28, 1994	Colorado 114	St. Francis (Pa.) 52	Boulder
Nov. 16, 1979	Colorado 112	Colorado State 48	Boulder
Feb. 14, 1980	Colorado 112	Northern Arizona 76	Boulder
Feb. 10, 1979	Colorado 109	Texas El Paso 42	Boulder
Mar. 1, 1980	Colorado 109	Utah State 89	Boulder
Jan. 29, 1982	Colorado 109	Brigham Young 75	Boulder
Feb. 7, 1980	Colorado 108	New Mexico State 82	Las Cruces, N.M.
Nov. 18, 1981	Colorado 108	Pacific Christian 43	Boulder
Jan. 14, 1978	Colorado 107	Redlands 49	Redlands, Calif.
Feb. 2, 1980	Colorado 107	Utah State 90	Logan, Utah
Nov. 18, 1980	Colorado 107	Colorado Women's College 73	Boulder
Feb. 16, 1980	Colorado 106	New Mexico State 75	Las Cruces, N.M.
Nov. 23, 1985	Colorado 106	Adams State 54	Boulder
Jan. 26, 1979	Colorado 103	Northern Arizona 69	Flagstaff, Ariz.
Dec. 29, 1979	Colorado 103	Colorado Women's College 52	Boulder
Feb. 23, 1980	Colorado 103	Weber State 72	Boulder
Jan. 28, 1981	Colorado 103	Utah State 40	Boulder
Dec. 9, 1987	Colorado 103	Arizona State 63	Boulder
Feb. 16, 1979	Colorado 101	Utah State 96	Boulder
Feb. 24, 1988	Colorado 101	Missouri 88	Boulder
Dec. 7, 1993	Colorado 101	Texas Christian 56	Fort Worth, Texas
Nov. 29, 1982	Colorado 100	Adams State 58	Boulder
Dec. 13, 1986	Colorado 100	Utah State 27	Boulder
Nov. 18, 2005	Colorado 100	Cal State-Fullerton 71	Boulder


Largest Margin of Victory

- 101, Colorado (134) vs. Fort Carson (33) at Boulder, Dec. 16, 1980
- 82, Colorado (129) vs. Northern Arizona (47) at Boulder, Jan. 21, 1980
- 73, Colorado (100) vs. Utah State (27) at Boulder, Dec. 13, 1986
- 70, Colorado (92) vs. New Mexico (22) at Boulder, Dec. 31, 1991
- 67, Colorado (109) vs. Texas-El Paso (42) at Boulder, Feb. 10, 1979
- 65, Colorado (108) vs. Pacific Christian (65) at Boulder, Nov. 18, 1981
- 64, Colorado (112) vs. Colorado State (48) at Boulder, Nov. 16, 1979
- 63, Colorado (103) vs. Utah State (40) at Boulder, Jan. 29, 1981
- 62, Colorado (114) vs. St. Francis (Pa.) (52) at Boulder, Nov. 28, 1994
- 61, Colorado (116) vs. Idaho State (55) at Boulder, Feb. 13, 1982
- 58, Colorado (97) vs. Colorado College (39) at Boulder, Nov. 20, 1981
- 58, Colorado (107) vs. Redlands (49) at Redlands, Calif., Jan. 14, 1978
- 57, Colorado (94) vs. Idaho State (37) at Boulder, Jan. 31, 1981
- 53, Colorado (88) vs. Peru State (35) at Chadron, Neb., Dec. 28, 1977
- 52, Colorado (88) vs. Southern Utah (36) at Boulder, Dec. 19, 2009
- 52, Colorado (106) vs. Adams State (54) at Boulder, Nov. 23, 1985
- 52, Colorado (94) vs. Idaho State (42) at Boulder, Feb. 29, 1980
- 52, Colorado (89) vs. Fort Hays State (37) at Boulder, Jan. 5, 1983
- 52, Colorado (79) vs. Kansas State (27) at Salina, Kansas, Mar. 7, 1992
- 51, Colorado (98) vs. Buffalo (47) at Boulder, Jan. 3, 2004


Colorado's Record by Margin of Victory

Colorado's record when the result of a game was...

By one point:	18-16 (.529)	36-40 Points:	20-7 (.741)	76-80 Points:	0-0 (---)
2-5 Points:	87-89 (.494)	41-45 Points:	15-3 (.833)	81-85 Points:	1-0 (1.000)
6-10 Points:	104-98 (.515)	46-50 Points:	7-3 (.700)	86-90 Points:	0-0 (---)
11-15 Points:	117-78 (.600)	51-55 Points:	10-0 (1.000)	91-95 Points:	0-0 (---)
16-20 Points:	100-60 (.625)	56-60 Points:	3-0 (1.000)	96-100 Points:	0-0 (---)
21-25 Points:	63-32 (.663)	61-65 Points:	5-1 (.833)	101-105 Points:	1-0 (1.000)
26-30 Points:	54-14 (.794)	66-70 Points:	3-0 (1.000)		
31-35 Points:	37-14 (.725)	71-75 Points:	1-1 (.500)		



Mindy Henry



Sandy Bean

NCAA TOURNAMENT RECORDS



COLORADO INDIVIDUAL RECORDS

Field Goals:	14, Jamillah Lang vs. Southern Illinois, Mar. 18, 1992
Field Goals Attempted:	27, Jamillah Lang vs. Southern Illinois, Mar. 18, 1992
Field Goal Percentage:	.813 (13-16), Isabelle Fijalkowski vs. Georgia, Mar. 25, 1995
Three-Point Field Goals:	6, Kate Fagan vs. BYU, Mar. 22, 2003
Three-Point Field Goals Attempted:	12, Mandy Nightingale vs. LSU, Mar. 17, 2002
Three-Point Field Goal Percentage (min. 4 made):	.800 (4-5), Amy Palmer vs. Holy Cross, Mar. 16, 1995 (4-5), La Shena Graham vs. Stephen F. Austin, Mar. 16, 1997 (4-5), Sabrina Scott vs. BYU, Mar. 22, 2003
Free Throws:	12, Erin Scholz vs. Auburn, Mar. 17, 1996; Tera Bjorklund vs. North Carolina, Mar. 24, 2003
Free Throws Attempted:	17, Bridget Turner vs. UNLV, Mar. 18, 1989; Erin Scholz vs. Auburn, Mar. 17, 1996; Tera Bjorklund vs. UNC, Mar. 24, 2003
Free Throw Percentage:	1.000 (9-9), Tera Bjorklund vs. Stanford, Mar. 23, 2002
Offensive Rebounds:	10, Crystal Ford vs. Eastern Illinois, Mar. 16, 1988
Defensive Rebounds:	16, Erin Scholz vs. Southwest Missouri State, Mar. 17, 1995
Total Rebounds:	19 (30/16d), Erin Scholz vs. Southwest Missouri State, Mar. 17, 1995
Points:	35, Isabelle Fijalkowski vs. Georgia, Mar. 25, 1995
Assists:	8 (by four players), most recent Amy Palmer vs. Oregon, Mar. 19, 1994
Blocks:	5, Tera Bjorklund vs. LSU, Mar. 17, 2002, vs. BYU, Mar. 22, 2003
Steals:	6, Bridget Turner vs. UNLV, Mar. 18, 1989

COLORADO TEAM RECORDS

Field Goals:	38 vs. Siena, Mar. 17, 2001
Field Goals Attempted:	75 vs. Marquette, Mar. 16, 1994
Field Goal Percentage:	.633 (38-60) vs. Siena, Mar. 17, 2001
Three-Point Field Goals:	12 vs. BYU, March 22, 2003
Three-Point Field Goals Attempted:	22 vs. LSU, Mar. 17, 2002
Three-Point Field Goal Percentage:	.727 (8-11) vs. Southern, Mar. 15, 2002
Free Throws:	31 vs. UNLV, Mar. 18, 1989, vs. North Carolina, Mar. 24, 2003
Free Throws Attempted:	39 vs. UNLV, Mar. 18, 1989; vs. North Carolina, Mar. 24, 2003
Free Throw Percentage:	.895 (17-19) vs. Oregon, Mar. 19, 1994, vs. Stanford, Mar. 23, 2002
Offensive Rebounds:	29 vs. Eastern Illinois, Mar. 16, 1988
Defensive Rebounds:	40 vs. Southwest Missouri State, Mar. 18, 1995
Rebounds:	60 (270/33d) vs. Marquette, Mar. 16, 1994
Fouls:	26 vs. UNLV, Mar. 18, 1989
Points:	98 vs. Siena, Mar. 17, 2001
Assists:	26 vs. Oregon, Mar. 19, 1994; vs. Southern, Mar. 15, 2002
Fewest Turnovers:	6 vs. Holy Cross, Mar. 16, 1995; vs. Villanova, Mar. 29, 2003
Blocks:	11 vs. Southern, Mar. 15, 2002
Steals:	12 at UC Santa Barbara, Mar. 20, 2004
Fewest Field Goals Made:	42, at UC Santa Barbara, Mar. 20, 2004
Fewest Field Goals Attempted:	47 vs. North Carolina, Mar. 24, 2003
Lowest Field Goal Percentage:	.286 (12-42) at UC Santa Barbara, Mar. 20, 2004
Fewest Free Throws:	4 vs. Vanderbilt, Mar. 19, 2001
Fewest Free Throws Attempted:	4 vs. Vanderbilt, Mar. 19, 2001
Lowest Free Throw Percentage:	.579 (22-38) vs. Tulane, Mar. 15, 1996
Fewest Rebounds:	24 vs. Vanderbilt, Mar. 19, 2001
Fewest Fouls:	9 vs. Holy Cross, Mar. 16, 1995
Fewest Points:	49 at UC Santa Barbara, Mar. 20, 2004
Fewest Assists:	5 at UC Santa Barbara, Mar. 20, 2004, vs. Oklahoma, Mar. 25, 2002
Most Turnovers:	29 vs. Oklahoma, Mar. 25, 2002
Fewest Blocks:	0 (three times), most recent vs. Oklahoma, Mar. 25, 2002
Fewest Steals:	2 (four times), most recent vs. LSU, Mar. 17, 2002

OPPONENT INDIVIDUAL RECORDS

Field Goals:	13, Anita Kaplan, Stanford, Mar. 24, 1994
Field Goals Attempted:	27, Jacklyn Winfield, Southern, Mar. 15, 2002
Field Goal Percentage:	1.000 (6-6), Dana Wilkerson, Long Beach State, Mar. 19, 1988
Three-Point Field Goals:	5 (by five players), most recent Katie Davis, Villanova, Mar. 29, 2003
Three-Point Field Goals Attempted:	10 (twice), most recent Kristen Maskala, Marquette, Mar. 16, 1994
Three-Point Field Goal Percentage (min. 4 made):	.714 (5-7) (twice), most recent LaNeishea Caufield, Oklahoma, Mar. 25, 2002
Free Throws:	15, Sheryl Swoopes, Texas Tech, Mar. 27, 1993
Free Throws Attempted:	16, Sheryl Swoopes, Texas Tech, Mar. 27, 1993
Free Throw Percentage:	.938 (15-16), Sheryl Swoopes, Texas Tech, Mar. 27, 1993
Offensive Rebounds:	7, Ann Brown, Eastern Illinois, Mar. 16, 1988
Defensive Rebounds:	13, Pauline Jordan, UNLV, Mar. 18, 1989
Total Rebounds:	17, Pauline Jordan, UNLV, Mar. 18, 1989
Points:	36, Sheryl Swoopes, Texas Tech, Mar. 27, 1993
Assists:	10, Lori Goerlitz, Marquette, Mar. 16, 1994
Blocks:	11, Pauline Jordan, UNLV, Mar. 18, 1989
Steals:	6, Barb Perkes, Eastern Illinois, Mar. 16, 1988; Sheryl Swoopes, Texas Tech, Mar. 27, 1993

OPPONENT TEAM RECORDS

Field Goals:	43, Eastern Illinois, Mar. 16, 1988
Field Goals Attempted:	79, Marquette, Mar. 16, 1994
Field Goal Percentage:	.573 (43-75), Long Beach State, Mar. 29, 1988
Three-Point Field Goals:	10, Siena, Mar. 17, 2001
Three-Point Field Goals Attempted:	28, Marquette, Mar. 16, 1994
Three-Point Field Goal Percentage (min. 4 made):	.500 (10-20), Siena, Mar. 17, 2001
Free Throws:	24, at UC Santa Barbara, Mar. 20, 2004, UNLV, Mar. 18, 1989
Free Throws Attempted:	30, UNLV, Mar. 18, 1989
Free Throw Percentage:	.941 (16-17), Long Beach State, Mar. 19, 1988
Offensive Rebounds:	28, Eastern Illinois, Mar. 16, 1988
Defensive Rebounds:	30, Auburn, Mar. 17, 1996
Rebounds:	49, Marquette, Mar. 16, 1994; North Carolina, Mar. 24, 2003
Fouls:	29, Stanford, Mar. 25, 1993
Points:	103, Long Beach State, Mar. 19, 1988
Assists:	23, Oklahoma, Mar. 25, 2002
Fewest Turnovers:	7, Georgia, Mar. 25, 1995
Blocks:	15, UNLV, Mar. 18, 1989
Steals:	14, Long Beach State, Mar. 19, 1988
Fewest Field Goals Made:	11, Southwest Missouri State, Mar. 18, 1995
Fewest Field Goals Attempted:	48, Villanova, Mar. 24, 2003
Lowest Field Goal Percentage:	.204 (11-54), Southwest Missouri State, Mar. 18, 1995
Fewest Free Throws:	2, Holy Cross, Mar. 16, 1995
Fewest Free Throws Attempted:	3, Holy Cross, Mar. 16, 1995
Lowest Free Throw Percentage:	.500 (12-24), Southwest Missouri State, Mar. 18, 1995
Fewest Rebounds:	23, twice, most recent Siena, Mar. 17, 2001
Fewest Fouls:	12, Vanderbilt, Mar. 19, 2001
Fewest Points:	34, Southwest Missouri State, Mar. 18, 1995
Fewest Assists:	6, Southwest Missouri State, Mar. 18, 1995
Most Turnovers:	28, UC-Santa Barbara, Mar. 20, 1993
Fewest Blocks:	0 (four times), most recent Oklahoma, Mar. 25, 2002
Fewest Steals:	2, Vanderbilt, Mar. 19, 2001



COORS CLASSIC RECORDS

INDIVIDUAL RECORDS

(Single Game)



Brittany Spears

Points	36, Brittany Spears, Colorado (vs. UMass), 2008
(Half)	26, Gabriela Marginean, Drexel (vs. Colorado), 2008
Field Goals Made	12, Brittany Spears (vs. UMass), 2008; Robin Hasemann, Western Illinois (vs. Eastern Michigan), 1989
Field Goals Attempted	27, Lori Taylor, Vermont (vs. Fresno State), 1995
Field Goal Percentage (min. 6 att.)	1.000 (7-7), Eisha Bohman, Colorado (vs. Howard), 2000
Three-Point Field Goals Made	6, Katie Ohm, Minnesota (vs. UMass); Melissa Manzer, Siena (vs. Colorado), 2007
Three-Point Field Goals Attempted	13, Jasmina Ilic, Colorado (vs. Utah State), 2005
Three-Point Field Goal Percentage (min. 3 att.)	1.000 (3-3), Hannah Skildum, Colorado (vs. Siena), 2007; Alexis Felts, Colorado (vs. SMU); 1996; Sarah Bolten, Butler (vs. William & Mary), 2000
Free Throws Made	15, Hanna Zavec, Wyoming (vs. Charlotte), 2006
Free Throws Attempted	19, Hanna Zavec, Wyoming (vs. Charlotte), 2006
Free Throw Percentage (min. 6 att.)	1.000 (12-12), Gabriela Marginean, Drexel (vs. Colorado); Lisa Nicholls, Gonzaga (vs. Wisconsin), 1990
Rebounds	18, Dottie Van Gheem, Providence (vs. Eastern Michigan), 1989
Offensive	9, Laura Menty, Siena (vs. Clemson), 2007; Molly Hayes, Idaho State (vs. Colorado), 2003
Defensive	13, Valeriya Berezhyńska, Rice (vs. Clemson), 2007
Half (total)	11, Dottie Van Gheem (1st), Providence (vs. Eastern Michigan), 1989; Erin Scholz (1st), Colorado (vs. Vermont), 1995
Assists	14, Shanya Evans, Providence (vs. Eastern Michigan), 1989
Steals	9, Jill Estey, Illinois (vs. Virginia Tech), 1991
Blocked Shots	6, 3 times, last by Emma Markley, Harvard (vs. New Orleans), 2009
Turnovers	11, Whitney Houston, Colorado (vs. Nevada) 2006, Angela Zampella, St. Joseph's (vs. Central Michigan), 1997
Minutes	44, Jessie Briggs, Northern Iowa (vs. Colorado), 2005

INDIVIDUAL RECORDS

(Tournament)



Eisha Bohman

Points	56, Alli Nieman, Idaho, 1998
Field Goals Made	22, Laura Menty, Siena, 2007
Field Goals Attempted	40, Brittany Spears, 2008
Field Goal Percentage (min. 12 att.)	.733 (11-15), Eisha Bohman, Colorado, 2000; Kelly Kuhn, Butler, 2000
Three-Point Field Goals Made	9, Mynette Clark, Wisconsin, 1990
Three-Point Field Goals Attempted	20, Jasmina Rosseel, Drexel, 2008
Three-Point Field Goal Percentage (min. 6 att.)	.667 (4-6) Cat Makarewich, Pennsylvania, 2004
Free Throws Made	19, Lisa Nicholls, Gonzaga, 1990
Free Throws Attempted	25, Alli Nieman (Idaho), 1998
Free Throw Percentage (min. 12 att.)	1.000 (12-12), Vicky Johnson, La. Tech, 1995
Rebounds	26, Molly Hayes, Idaho State, 2003; Tobette Pleasant, Dayton, 1988
Offensive	14 Molly Hayes, Idaho State, 2003
Defensive	21, Justyna Podziemska, Wyoming, 2006
Assists	16, by five players (most recent Jocelyn McIntire, Washington, 1990)
Steals	12, Jill Estey, Illinois, 1991
Blocked Shots	10, Emma Markley, Harvard, 2009
Turnovers	18, Angela Zampella, St. Joseph's, 1997
Minutes	78, Jessie Briggs, Northern Iowa, 2005

TEAM RECORDS

(Single Game)

Points	113, Providence (vs. Eastern Michigan), 1989
Field Goals Made	44, Washington (vs. West Virginia), 1993
Field Goals Attempted	89, Providence (vs. Eastern Michigan), 1989
Field Goal Percentage	.574 (27-47), Siena (vs. Colorado) 2007
Field Goal Percentage, Half	.684 (13-19), Siena (vs. Colorado) 2007
Lowest Field Goal Percentage	.200 (12-60), Georgia Southern (vs. New Orleans), 2009
Three-Point Field Goals Made	14, Minnesota (vs. UMass), 2008
Three-Point Field Goals Attempted	34, Minnesota (vs. UMass), 2008
Three-Point Field Goal Percentage (min. 8 att.)	.636 (7-11), Colorado (vs. SMU), 1996
Free Throws Made	32, Wyoming (vs. Nevada), 2006
Free Throws Attempted	46, Fresno St. (vs. Vermont), 1995
Free Throw Percentage	1.000 (20-20), George Mason vs. Miami (Ohio), 1998
Rebounds	62, Washington (vs. West Virginia), 1993
Offensive	29, Northern Iowa (vs. Colorado), 2005
Defensive	40, Colorado (vs. Nevada), 2006
Half (total)	36, Providence (vs. Eastern Michigan), 2nd, 1989
Assists	36, Washington (vs. West Virginia), 1993
Steals	*24, Colorado (vs. Rice), 1997
Blocked Shots	10, Harvard (vs. New Orleans), 2009; Maryland (vs. Pennsylvania), 2004
Most Turnovers	36, Gonzaga (vs. Colorado), 1990 & Dayton (vs. Colorado), 1988
Fewest Turnovers	5, Vanderbilt (vs. Virginia Tech), 1991

TEAM RECORDS

(Tournament)

Points	186, Washington, 1990
Field Goals Made	70, Washington, 1990 & Eastern Michigan, 1989
Field Goals Attempted	159, Providence, 1989
Field Goal Percentage	.539 (55-102) Colorado, 2006
Three-Point Field Goals Made	19, Colorado, 2007; Wisconsin, 1990
Three-Point Field Goals Attempted	61, Colorado, 2007
Three-Point Field Goal Percentage (min. 16 att.)	.625 (15-24), Colorado, 1996
Free Throws Made	50, Wyoming, 2006
Free Throws Attempted	68, Colorado, 2006
Free Throw Percentage	.870, (20-23), Charlotte, 2006
Rebounds	99, Colorado, 2006, Providence, 1989
Offensive	40, Providence, 1989 & Washington, 1993
Defensive	68, Colorado, 2006
Assists	51, Colorado, 2000
Steals	35, Colorado, 1988, 1997
Blocked Shots	17, Maryland, 2004
Turnovers	66, Gonzaga, 1990

*tied earlier record